



TRILUX
SIMPLIFY YOUR LIGHT.

SONNOS LED

www.trilux.com/sonnos-led



Experience Sonnos LED in 3D with augmented reality



1. Download the TRILUX AR app

Scan the QR code or enter „TRILUX AR“ into the search field of the App Store and download the free Augmented Reality app.

2. Activate the app

To use the Augmented Reality function, start the AR app. Now use the camera to scan the application page marked with the AR symbol in this brochure. The 3D model is displayed as soon as the angle and distance are correct. Click on the symbols and let the TRILUX world surprise you!

3. Experience Sonnos LED

Experience TRILUX Sonnos LED on your mobile device with Augmented Reality. Explore detailed 3D models from all sides, experience the diversity and flexibility of this range, and see an example of how Human Centric Lighting can use light to create spaces where people feel comfortable at any time of the day.



Introduction	4-5
Configurator	6-7
Downlight/spot system	8-9
Nomenclature	8-9
Accessories	10-13
Focus topics	14-15
Applications	16-17

SONNOS LED

VERSATILE DOWNLIGHTS



ONE RANGE. ONE WORLD OF DESIGN. COMPLETE FLEXIBILITY.

- The extremely versatile downlight range features a single, uniform design
- Intelligent modular kit with preconfigured standards that can be effortlessly adapted to individual projects
- Wide selection of forms, sizes, optics, lighting technologies and surface-mounted versions enable customised light for any area
- Clever mounting concept for quick, tool-free installation



	50,000 h (L90)
	switchable and dimmable (DALI)
	Remote emergency, 3 hours white-white control

Many functions – one world of design



Uniform family design






CONFIGURED QUICKLY AND SIMPLY

2 Construction forms



4 Sizes



4 Light colours



7 Light distribution curves



4 Reflector colours



3 Housing colours




























4 Mounting options



www.trilux.com/sonnos-led

DOWNLIGHT SYSTEM / SPOT SYSTEM

		COBs					Directional spotlight		Spots	
		COBs								
Ceiling cutout [mm]	High colour rendering quality		High efficiency	High colour rendering quality	High efficiency					
	2700 K, CRI90	3000 K, CRI90	3000 K, CRI80	4000 K, CRI90	4000 K, CRI80	medium flood 24° Directional spotlight	flood 36° Directional spotlight	medium flood 24° fixed	flood 36° fixed	
68	✓	✓		✓						
100	✓	✓		✓						
150	✓	✓	✓	✓	✓					
210		✓	✓	✓	✓					

 black
  white
  semi-specular
  highly specular
  Surface-mounted and suspended luminaires

NAMING CONVENTION

SNS ACT R C 1 - 2R HR R

Product name	HCL mark (optional)	Construction form	Installation method	Construction size	Suspension height	Reflector	Reflector addition (optional)
SNS	ACT	R - round Q - square	C - recessed, with edge T - recessed, edgeless D - ceiling surface-mounted H - suspended	1 - 68 mm 3 - 100 mm 5 - 150 mm 7 - 210 mm	2R - 2 m round ceiling rose 2Q - 2 m square ceiling rose	HR - highly specular MR - frosted WR - white SR - black	R - directional spotlight W - wallwasher


Downlights		Wallwasher	Installation variants				Lighting technology		Electronics	
			Lighting design flexibility				Flux [lm]	UGR 19	DALI	Live Link ready
very wide flood 60°	extremely wide flood 80°	wallwash	Plaster ring IP20	Cover ring IP20/54	Surfacemount housing IP20	Suspended housing IP20				
			01	01, 03, 05			800	✓	✓	✓
			01	01, 03, 05			800	✓	✓	✓
							1400	✓	✓	✓
	 no 2700K	 no 2600 lm	01	01, 03, 05	01, 03, 05	01, 03, 05	1400	✓	✓	✓
					no 2600 lm	no 2600 lm	2000	✓	✓	✓
							2600	✓	✓	✓
		 no 3800 lm	01	01, 03, 05	01, 03, 05	01, 03, 05	2000	✓	✓	✓
					no 3800 lm	no 3800 lm	2600	✓	✓	✓
							3800	✓	✓	✓

01 white 03 silver 05 black Emergency light

MF - 19 - IP 8 - 940 ETDD EB3 X1 01

Light distribution	UGR	Protection rating (optional)	System luminous flux	Light colour/ CRI	Switching type	Emergency light (optional)	Connectivity (optional)	Frame colour/ housing colour
MF – medium flood [24°] FL – flood [36°] VFL – very wide flood [60°] XFL – extremely wide flood [80°]	19 22	IP – IP54	8 – 800 14 – 1400 20 – 2000 26 – 2600 38 – 3800	830 840 927 930 940	ETDD ET	EB3 – 3h remote emergency	X1 – AL, GST5 X2 – AL, GST3	01 – white 03 – silver-colour 05 – black

Concrete casting box



Reinforcement plate



Recessed downlight



Refurbishment plate



IP54 discs



Plaster frame



Trimless downlight



Surface-mounted downlight



Wire suspension



Reinforcement plate



Reference	TOC	Description	≈kg
SNS RQC01 MP 600	71 893 00	Reinforcement plate module ceiling 600 for DL Ø 68 mm and 68 x 68 mm	0.9
SNS RQC01 MP 625	71 894 00	Reinforcement plate module ceiling 625 for DL Ø 68 mm and 68 x 68 mm	1.0
SNS RQC0305 MP 600	71 898 00	Reinforcement plate module ceiling 600 for DL Ø 100 mm and Ø 150 mm and for 100 x 100 mm and 150 x 150 mm	1.6
SNS RQC0305 MP 625	71 899 00	Reinforcement plate module ceiling 625 for DL Ø 100 mm and Ø 150 mm and for 100 x 100 mm and 150 x 150 mm	1.7
SNS RC07 MP 600	71 906 00	Reinforcement plate module ceiling 600 for DL Ø 210 mm	2.2
SNS RC07 MP 625	71 907 00	Reinforcement plate module ceiling 625 for DL Ø 210 mm	2.3
SNS QC07 MP 600	71 909 00	Reinforcement plate module ceiling 600 for DL 210 x 210 mm	2.2
SNS QC07 MP 625	71 910 00	Reinforcement plate module ceiling 625 for DL 210 x 210 mm	2.3

Concrete casting box



Reference	TOC	Description	≈kg
SNS RC01 BE	71 895 00	Concrete casting box for DL Ø 68 mm	1.9
SNS RC03 BE	71 900 00	Concrete casting box for DL Ø 100 mm	4.6
SNS RC05 BE	71 903 00	Concrete casting box for DL Ø 150 mm	4.6
SNS RC07 BE	71 908 00	Concrete casting box for DL Ø 210 mm	4.8
SNS QC01 BE	71 896 00	Concrete casting box for DL 68 x 68 mm	1.9
SNS QC03 BE	71 901 00	Concrete casting box for DL 100 x 100 mm	4.6
SNS QC05 BE	71 904 00	Concrete casting box for DL 150 x 150 mm	4.6
SNS QC07 BE	71 911 00	Concrete casting box for DL 210 x 210 mm	4.8

Refurbishment plate



Reference	TOC	Description	≈kg
SNS RC01 SP drm 95	71 897 00	Refurbishment plate for ceiling openings Ø 75 mm - Ø 95 mm	0.2
SNS RC03 SP drm 145	71 902 00	Refurbishment plate for ceiling openings Ø 110 mm - Ø 145 mm	0.4
SNS RC05 SP drm 205	71 905 00	Refurbishment plate for ceiling openings Ø 160 mm - Ø 205 mm	0.7
SNS RC07 SP drm 280	71 912 00	Refurbishment plate for ceiling openings Ø 220 mm - Ø 280 mm	1.1

Plaster frame



Reference	TOC	Description	≈kg
SNS R T01 ZPF-T 01	71 777 00	Plaster frame SONNOS R C01 01	0,1
SNS R T03 ZPF-T 01	71 778 00	Plaster frame SONNOS R C03 01	0,1
SNS R T05 ZPF-T 01	71 779 00	Plaster frame SONNOS R C05 01	0,2
SNS R T07 ZPF-T 01	71 780 00	Plaster frame SONNOS R C07 01	0,3



SNS Q T01 ZPF-T 01	71 773 00	Plaster frame SONNOS Q C01 01	0,1
SNS Q T03 ZPF-T 01	71 774 00	Plaster frame SONNOS Q C03 01	0,2
SNS Q T05 ZPF-T 01	71 775 00	Plaster frame SONNOS Q C05 01	0,3
SNS Q T07 ZPF-T 01	71 776 00	Plaster frame SONNOS Q C07 01	0,4

IP54 disc



Reference	TOC	Description	≈kg
SNS RC01 ZIP54-PC-T	71 882 00	Disc IP54 SONNOS R C01 clear	0.1
SNS RC03 ZIP54-PC-T	71 884 00	Disc IP54 SONNOS R C03 clear	0.1
SNS RC05 ZIP54-PC-T	71 886 00	Disc IP54 SONNOS R C05 clear	0.1
SNS RC07 ZIP54-PC-T	71 888 00	Disc IP54 SONNOS R C07 clear	0.1



SNS QC01 ZIP54-PC-T	71 881 00	Disc IP54 SONNOS Q C01 clear	0.1
SNS QC03 ZIP54-PC-T	71 883 00	Disc IP54 SONNOS Q C03 clear	0.1
SNS QC05 ZIP54-PC-T	71 885 00	Disc IP54 SONNOS Q C05 clear	0.1
SNS QC07 ZIP54-PC-T	71 887 00	Disc IP54 SONNOS Q C07 clear	0.2

Wire suspension



Reference	TOC	Description	≈kg
SNS RD7-R ZS 5075/2000 01	71 889 00	Wire suspension for Sonnos D round, size 07, with round white ceiling rose, 5-pole transparent cable and 2 m wire length	0.8
SNS RD5-R ZS 5075/2000 01	71 890 00	Wire suspension for Sonnos D round, size 05, with round white ceiling rose, 5-pole transparent cable and 2 m wire length	0.7
SNS RD7-R ZS 3075/2000 01	72 274 00	Wire suspension for Sonnos D round, size 07, with round white ceiling rose, 3-pole transparent cable and 2 m wire length	0.9
SNS RD5-R ZS 3075/2000 01	72 275 00	Wire suspension for Sonnos D round, size 05, with round white ceiling rose, 3-pole transparent cable and 2 m wire length	0.8



SNS QD7-Q ZS 5075/2000 01	71 891 00	Wire suspension for Sonnos D square, size 07, with square white ceiling rose, 5-pole transparent cable and 2 m wire length	0.8
SNS QD5-Q ZS 5075/2000 01	71 892 00	Wire suspension for Sonnos D square, size 05, with square white ceiling rose, 5-pole transparent cable and 2 m wire length	0.7
SNS QD7-Q ZS 3075/2000 01	72 276 00	Wire suspension for Sonnos D square, size 07, with square white ceiling rose, 3-pole transparent cable and 2 m wire length	0.9
SNS QD5-Q ZS 3075/2000 01	72 277 00	Wire suspension for Sonnos D square, size 05, with square white ceiling rose, 3-pole transparent cable and 2 m wire length	0.8

FOCUS TOPICS

MORE THAN JUST LIGHT



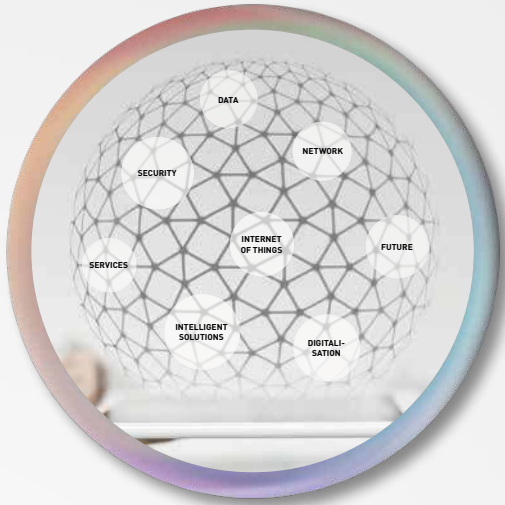
QUALITY MADE BY TRILUX

German engineering, customised solutions and innovative designs – all of this indicates 'Made by TRILUX'. We have always placed much value on high-class workmanship and products with maximum quality that adapt to the individual needs of users and the diverse range of applications. TRILUX offers not only standard solutions, but in close cooperation with the customer develops atmospheric and simultaneously functional lighting concepts complying to current standards. This is ensured by premium materials, in-house developed optics, extensive data records and outstanding efficiency levels. Made by TRILUX is your guarantee for best quality across the board.

SERVICES

We offer the market a comprehensive modular portfolio of services that meets all requirements for new professional lighting solutions, ranging from initial planning steps and financing concepts through to installation, commissioning and operation.





CONNECTIVITY

TRILUX offers innovative services such as Energy Monitoring, Light Monitoring and Predictive Maintenance, thus guaranteeing simple system monitoring. The intelligent LiveLink light management system provides users with the full benefits of connectivity.

HUMAN CENTRIC LIGHTING

The human biological rhythm depends on daylight. By making use of the spectral composition of light during the course of the day, HCL specifically implements light to support people. We offer intelligent and individual HCL lighting solutions.

People and their needs are focused on and the biological effectiveness of light is used in a targeted and responsible way. Our HCL lighting solutions bring daylight into rooms and always consist of three components: luminaire, light control and lighting advice.



OUR APPLICATIONS

MORE THAN JUST LIGHT



TRILUX offers pioneering lighting solutions for the applications of Office, Industry, Retail, Education, Health & Care and Outdoor.

Light today offers much more than the classic functions of lighting: which is why we dedicate ourselves today to such topics as New Work, Smart City, Connectivity and Industry 4.0.



TRILUX GmbH & Co. KG

Heidestraße · D-59759 Arnsberg
Postfach 19 60 · D-59753 Arnsberg
Tel. +49 29 32.3 01-0
Fax +49 29 32.3 01-3 75
sales@trilux.com
www.trilux.com

TRILUX Vertrieb GmbH

Key Account Management
Heidestraße 4 · D-59759 Arnsberg
Tel. +49 29 32.3 01-44 96
Fax +49 29 32.3 01-49 70
kam@trilux.com
www.trilux.com

TRILUX LIGHTING LIMITED

TRILUX HOUSE, Winsford Way
Boreham Interchange
Chelmsford, Essex
CM2 5PD
Tel. +44 12 45.46 34 63
Fax +44 12 45.46 26 46
info.co.uk@trilux.com
www.trilux.com

TRILUX Česká republika s.r.o.

Walterovo náměstí 329/3
CZ-158 00, Praha 5
Tel.: +420 272 706 351
Fax: +420 235 524 588
info.cz@trilux.com
www.trilux.com

TRILUX Hungária Kft.

BudaPlaza Irodaház
Budafoki u. 111.
H-1117 Budapest
Tel. +36 1.4 81 04 69
Fax +36 1.4 81 04 70
info.hu@trilux.com
www.trilux.com

TRILUX Lighting (India) Pvt. Ltd.

719, International Trade Tower
Nehru Place, New Delhi-110 019
India
Tel.: +91 (11) 4103 4322
Fax: +91 (11) 4103 4122
info.in@trilux.com
www.trilux.com

TRILUX Polska Sp. z o. o.

Ul. Posag 7 Panien 1
PL-02-495 Warszawa
Tel. +48 22.6 71 62 88 (89)
Fax +48 22.6 71 63 00
trilux@trilux.com.pl
www.trilux.com

TRILUX Slovakia s.r.o.

Galvaniho 7
SK-82104 Bratislava
Tel. +421 2 43 42 26 11
Fax +421 2 43 42 26 27
info.sk@trilux.com
www.trilux.com

TRILUX LIGHTING US, INC.

5126 S Royal Atlanta Dr.
Tucker, GA 30084
USA
Tel. +1 770 274 2420
Fax +1 770 934 3384
Info.us@trilux.com
www.trilux.com/en



www.trilux.com/sonnos-led

All technical data including dimensional and weight specifications have been checked carefully. Errors excepted. Possible colour deviations are due to printing processes. We reserve the right to modify in the interest of progress. Luminaires are partly shown with accessories that must be ordered separately. Images of installations may show custom manufactured luminaires. Printed on PEFC-certified paper in an environmentally friendly way.

