




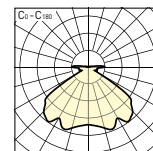
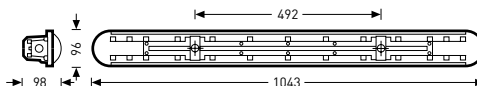
TRILUX
SIMPLIFY YOUR LIGHT.

NEXTREMA LED G3

ROBUST WEATHER-PROOF
LUMINAIRE FOR EXTREME
SITUATIONS



Surface-mounted weather-proof luminaires



Nextrema G3 B
4000-840...+HFS

www.trilux.com/nextremag3



Reference	TOC	...ETDD ...51	...ET ...40	☀	EEC	W	=kg
Weather-proof surface-mounted luminaire of PMMA							
Nextrema G3 B 4000-840...+HFS	66 283...	-	...40	4500 lm	A++/A+/A	32	3.1
Nextrema G3 B 4000-840...+HFS LV	66 284...	-	...40	4500 lm	A++/A+/A	32	3.2
Nextrema G3 B 4000-840...+LV	66 282...	...51	...40	4500 lm	A++/A+/A	30	3.1
Nextrema G3 B 4000-840...	66 281...	...51	...40	4500 lm	A++/A+/A	30	3.0
Nextrema G3 B 4000-840...+HFSB	66 289...	...51	-	4500 lm	A++/A+/A	32	3.1
Nextrema G3 B 4000-840...+HFSB LV	66 290...	...51	-	4500 lm	A++/A+/A	32	3.2
Nextrema G3 B 4000-840...+HFSX LV	66 285...	...51	-	4500 lm	A++/A+/A	32	3.2
Nextrema G3 B 6000-840...+HFS	66 311...	-	...40	6200 lm	A++/A+/A	45	3.1
Nextrema G3 B 6000-840...+HFS LV	66 312...	-	...40	6200 lm	A++/A+/A	45	3.2
Nextrema G3 B 6000-840...+LV	66 310...	...51	...40	6200 lm	A++/A+/A	43	3.1
Nextrema G3 B 6000-840...	66 309...	...51	...40	6200 lm	A++/A+/A	43	3.0
Nextrema G3 B 6000-840...+HFSB	66 313...	...51	-	6200 lm	A++/A+/A	45	3.1
Nextrema G3 B 6000-840...+HFSB LV	66 314...	...51	-	6200 lm	A++/A+/A	45	3.2
Nextrema G3 B 6000-840...+HFSX LV	66 315...	...51	-	6200 lm	A++/A+/A	45	3.2
Weather-proof surface-mounted luminaire of polycarbonate (PC)							
Nextrema G3 B 4000-840...+HFS PC	66 288...	-	...40	4300 lm	A++/A+/A	32	3.1
Nextrema G3 B 4000-840...+HFS LV PC	66 291...	-	...40	4300 lm	A++/A+/A	32	3.2
Nextrema G3 B 4000-840...+LV PC	66 287...	...51	...40	4300 lm	A++/A+/A	30	3.1
Nextrema G3 B 4000-840...PC	66 286...	...51	...40	4300 lm	A++/A+/A	30	3.0
Nextrema G3 B 4000-840...+HFSB LV PC	66 293...	...51	-	4300 lm	A++/A+/A	32	3.2
Nextrema G3 B 4000-840...+HFSB PC	66 292...	...51	-	4300 lm	A++/A+/A	32	3.1
Nextrema G3 B 4000-840...+HFSX LV PC	66 294...	...51	-	4300 lm	A++/A+/A	32	3.2
Nextrema G3 B 6000-840...+HFS PC	66 318...	-	...40	5900 lm	A++/A+/A	45	3.1
Nextrema G3 B 6000-840...+HFS LV PC	66 319...	-	...40	5900 lm	A++/A+/A	45	3.2
Nextrema G3 B 6000-840...+LV PC	66 317...	...51	...40	5900 lm	A++/A+/A	43	3.1
Nextrema G3 B 6000-840...PC	66 316...	...51	...40	5900 lm	A++/A+/A	43	3.0
Nextrema G3 B 6000-840...+HFSB PC	66 320...	...51	-	5900 lm	A++/A+/A	45	3.1
Nextrema G3 B 6000-840...+HFSB LV PC	66 321...	...51	-	5900 lm	A++/A+/A	45	3.2
Nextrema G3 B 6000-840...+HFSX LV PC	66 322...	...51	-	5900 lm	A++/A+/A	45	3.2

The versions ...TB... and ...XB... and lumen packages 8000 lm and 2300 lm are available from January 2016.

NEXTREMA LED G3

Long service life. Low costs.

With a low-maintenance lifespan of over 70,000 hours and high efficiency of up to 150 lm/W, the Nextrema LED G3 significantly cuts total operating costs and is therefore highly attractive economically.

A robust shell. Perfect operation.

Thanks to high quality workmanship, the Nextrema LED G3 guarantees reliable operation even in extreme conditions.

Small construction size. Big performance.

Simple illumination despite a limited mounting space: with a length of just one metre the Nextrema LED G3 achieves the same lumen output as standard 1.5 metre luminaires.

Sophisticated sensor technology for light management.

Optional presence and daylight sensors enable configurations according to requirements and reliable light management.

Rapid, compact installation.

Thanks to its compact dimensions, a Wieland rapid connection system, mounting clips and a mounting template, the Nextrema LED G3 can be installed quickly and simply into compact spaces.

High performance even at high mounting points.

With a narrow-wide distribution optic and a luminaire luminous flux of up to 8,000 lm, the Nextrema LED G3 is ideal for use at high mounting points, as found for example in production or storage halls in the food industry.

Luminaire type

LED weather-proof luminaire.

Applications

For damp rooms, cold stores, industrial facilities, utility rooms, escape tunnels, car parks and damp room areas of all types. For canopied outdoor areas if the luminaire is protected from direct sunlight and weather.

Mounting method

For ceiling, wall and suspended mounting. Mounting clips and triangular brackets for suspended mounting contained within the scope of supply. Suitable for installing to 190 VZ mounting rail.

...PC... Complies with IFS / BRC for applications in the food industry.

Conforms to food law requirements in accordance with (EC) No. 852/2004 (HACCP).

Optical systems

With PMMA diffuser.

...PC... With polycarbonate diffuser.

...B... Diffuser with inner prismatic structure.

With symmetric wide light distribution.

...TB... Optical system of primary optics with diffuser. With symmetric narrow-wide light distribution.

...XB... Optical system of primary optics with diffuser. With symmetric extremely wide light distribution.

LED system

Light colour neutral white, colour temperature 4000 K, colour rendering index Ra > 80. At ta 35°C. LED degradation L80, service life ≥ 70,000 operating hours.

Luminaire body

Luminaire body of die-cast aluminium. Robust design with vibration-resistant components. Permissible ambient temperature (ta) -30 °C - +35 °C.

Electrical connection

With WIELAND connection plug at face end. Suitable connection socket included in scope of supply.

...LV... Connection devices at both face ends as socket or plug.

Electrical version

...ET... With electronic transformer, switchable.

...ETDD... With electronic transformer, digitally dimmable (DALI).

Supplementary equipment

...ET...LV... With 3 x 1.5 mm² through-wiring

...ETDD...LV... With 5 x 1.5 mm² through-wiring

...ET...+HFS... With integrated HF movement sensor, switchable mode

...ETDD...+HFSB... With integrated HF movement sensor, master, switchable/dimmable mode

...ETDD...+HFSX... With integrated HF movement sensor, range expansion, switchable/dimmable mode

Multi-storey Car Park	Old system	New system A	New system B
Luminaire	T8 weather-proof luminaire, 1 x 58 W, CCG	Nextrema G3 B 4000-840 ET (without LM*)	Nextrema G3 B 4000-840 ETDD+LV (with LM*, energy savings 38%)
Power consumption per luminaire	71 W	30 W	30 W
Number of luminaires in room	59 pieces	59 pieces	59 pieces
Total power consumption	4,189 W	1,770 W	1,770 W
Energy consumption p. a.	29,742 kWh	12,567 kWh	7,792 kWh
Energy costs p.a.	€ 7,339	€ 3,101	€ 1,923
Energy savings potential p.a.		58 %	74 %
Saved kilowatt hours p. a.		17,175 kWh	21,950 kWh
Energy cost savings Ø p.a.		€ 4,238	€ 5,416
CO₂ savings p. a.		10.31 tonnes	13.17 tonnes

Based on a nominal price of € 0.21 per kWh in 2015 and an annual inflation rate of 5% over 7 years.

Service life with 7,100 operating hours/year.

* LM = Light Management

