

**TRILUX**  
SIMPLIFY YOUR LIGHT.

E-LINE NEXT LED

ACCESSORIES LIST

[www.trilux.com/eline-next](http://www.trilux.com/eline-next)



**NEXT**  
**NEXT**

EVERYTHING REMAINS. **EXCEPT BETTER.**



## Gear trays overview

Nomenclature

Page 004 - 005



### Applications and planning examples

Industry – Logistics

Page 006

Industry – Production hall

Page 007

Retail – Store


Page 008

Office – Open-plan office

Page 010

Education – Normal class

Page 011



### Products – Fix

Trunking

Page 012 - 022

Accessories

Page 023 - 030



### Products – Flex

Trunking

Page 032 - 034

Accessories

Page 035 - 039

# GEAR TRAYS OVERVIEW

## Optic



**L...**  
**Lens optics**



**P...**  
**Prismatic optics**












**D...**  
**Diffuse optics**

<b>LWV</b>		<b>Lens Very Wide</b> Very wide distribution optic Mounting heights 3-6 m	<b>PW</b>		<b>Prismatic Wide</b> Wide-distribution optic Indirect component ca. 8% Mounting heights 3-6 m	<b>DL</b>		<b>Diffusor Lambertian</b> Lambertian-distribution optic Indirect component ca. 13% Mounting heights 2.5-4.0 m
<b>LW</b>		<b>Lens Wide</b> Wide-distribution optic Mounting heights 4-8 m	<b>PVN</b>		<b>Prismatic Very Narrow</b> Narrow-distribution optic Indirect component ca. 8% Mounting heights 8-12 m	<b>DLS</b>		<b>Diffusor Lambertian (slim)</b> Lambertian-distribution optic Indirect component ca. 13% Mounting heights 2.5-4.0 m
<b>LN</b>		<b>Lens Narrow</b> Narrow-distribution optic Mounting heights 8-12 m	<b>PWW</b>		<b>Prismatic Wide Wide</b> Wide-distribution optic Indirect component ca. 28% Mounting heights 2.5-4.0 m			
<b>LVN</b>		<b>Lens Very Narrow</b> Very narrow distribution optic Mounting heights 8-12 m	<b>PW19</b>		<b>Prismatic Wide (19)</b> Wide-distribution optic UGR<19 (up to 3,000 lm/M) VDU-compliant Indirect component ca. 8% Mounting heights 3-6 m			
<b>LEN</b>		<b>Lens Extreme Narrow</b> Extremely narrow distribution optic Mounting heights 12-16 m						
<b>LW19</b>		<b>Lens Wide (19)</b> Wide-distribution optic UGR<19 (up to 3,000 lm/m), mounting heights 3-6 m						
<b>LDAN</b>		<b>Lens Double Asymmetric Narrow</b> Double asymmetric narrow distribution optic Mounting heights 3.6-5.0 m						
<b>LAN</b>		<b>Lens Asymmetric Narrow</b> Asymmetric narrow distribution optic Mounting heights 2.8-3.5 m						
<b>LDAW</b>		<b>Lens Double Asymmetric Wide</b> Double asymmetric wide distribution optic Mounting heights 2.8-3.5 m						

**765 1 IP ACT HE+ LW 200**

Product name	Protection rating IP50 – optional	Active (optional)	Performance	Optic	System luminous
<b>7751-Flex</b> <b>7651-Fix**</b>	Optional, Protection rating IP50 allround  only with Fix 7651 IP  <b>IP50</b> For applications with increased require- ments and the use in fire-hazardous operating sites (D designation)	Optional, Active, HCL Active (CRI80 2700 K - 6500 K) High colour rendering, individually adjustable, natural and activa- ting light colour (DT8)	<b>Without HE-</b> Entry <b>HE</b> – Core <b>HE+</b> – Core  <b>Entry</b> 50,000 h <b>Core</b> 70,000 h <b>HE+</b> 90,000 h	<b>LWV</b> Lense Very Wide <b>LW</b> Lense Wide <b>LN</b> Lense Narrow <b>LVN</b> Lense Very Narrow <b>LEN</b> Lense Extreme Narrow <b>LW19</b> Lense Wide (19) <b>LDAN</b> Lense Double Asymmetric Narrow <b>LDAW</b> Lense Double Asymmetric Wide <b>LAN</b> Lense Asymmetric Narrow <b>PW</b> Prismatic Wide <b>PVN</b> Prismatic Very Narrow <b>PW19</b> Prismatic Wide (19) <b>PWW</b> Prismatic Wide Wide <b>DL</b> Diffusor Lambertian <b>DSL</b> Diffusor Lambertian (slim)	<b>20-100</b> 2,000 – freely c in steps  <b>100-200</b> 10,000 freely c in steps

\* 1 – stands for a 1-row luminaire insert, \*\* 7651FIX LW 20k840 L150 ETDD 01, designation logic refurbishment insert

Light colour/CRI			Emergency light (optional)			
<b>830</b>		3000 K, CRI80	High colour rendering, warm white light colour	<b>without</b>	 without emergency light	Version suitable for direct voltage (AC/DC)
<b>840</b>		4000 K, CRI80	High colour rendering, neutral white light colour	<b>EB3</b>	 single battery 3h	Emergency light version with internal single battery system, nominal operating time 3 hours
<b>865</b>		6500 K, CRI80	High colour rendering, cold white light colour	<b>UR</b>	 with switching relay	Emergency light version with internal switching relay for central safety or emergency power supply systems
<b>930</b>		3000 K, CRI90	Maximum colour rendering, warm white light colour			
<b>940</b>		4000 K, CRI90	Maximum colour rendering, neutral white light colour			
<b>965</b>		6500 K, CRI90	Maximum colour rendering, cold white light colour			

	<b>840</b>	<b>ETDD</b>	<b>EB3</b>	<b>L225</b>	<b>01</b>	<b>p6</b>	
flux	Light colour/CRI	Switching type	Emergency light	Length of gear tray	Housing colour	Packing, optional	
10,000 lm configurable s of 500 lm	<b>830</b> 3000 K, CRI80 <b>840</b> 4000 K, CRI80 <b>865</b> 6500 K, CRI80	<b>ET</b> switchable <b>ETDD</b> dimmable	<b>EB3</b> Single battery 3h <b>UR</b> Central battery	<b>L75</b> 737.50 mm <b>L150</b> 1.475 mm <b>L225</b> 2.212.50 mm	<b>01</b> white <b>03</b> silver <b>05</b> black	<b>optional</b> simple – not stated	
– 20,000 lm configurable s of 1,000 lm	<b>930</b> 3000 K, CRI90 <b>940</b> 4000 K, CRI90 <b>965</b> 6500 K, CRI90					<b>p4</b> package of 4 <b>p6</b> package of 6 <b>p8</b> package of 8 <b>p10</b> package of 10	



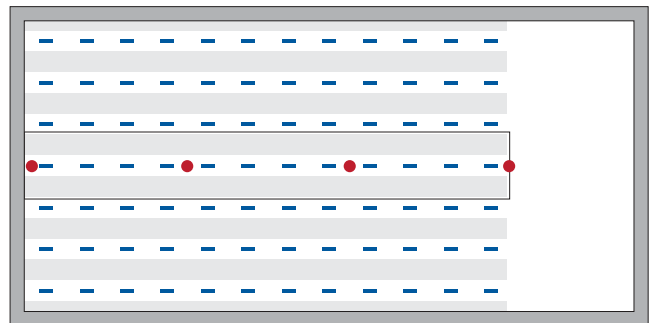
### Basis for planning example:

#### Logistics

Room height.....	14.00 m
Rack height.....	12.50 m
Aisle length.....	80.00 m
Aisle width.....	3.40 m

#### Requirements of Standards

$E_m > 150 \text{ lx}$  –  $U_o > 0.40$   
UGR < 22



E-Line Next gear tray —  
Sensor ●



LED continuous line including light management with factory pre-wired trunking (7-core wiring), equipped with dimmable gear trays and blanking units (LBBL), protection rating IP20

### Order example logistics (per aisle)

Quantity	TOC	Reference	Description
12	90 020 195 08	7651 LEN 180-840ETDD L225 01	E-Line Next LED gear tray, 2,212.5 mm, extremely narrow distribution, 18,000 lm, 4,000 K, DALI dimmable, white
17	72 739 00	07650 L450 7LV 225 01	Trunking with female connectors (2 pcs.) every 2,212.5 mm, continuous-line application, pre-assembled coupling, white
2	72 605 00	07650 KS 01	End cap, white
18	72 587 00	07650 BL L225 01	Blanking cover of PVC, white
4	72 588 00	07650 BL L187 01	Blanking cover of PVC, white
3	61 889 00	E03SKX	Suspension clamp, height adjustable without tools, for chain suspension
20	69 792 00	E03SKX p5	Suspension clamp, height adjustable without tools, for chain suspension, 5 pieces
4	72 958 00	7650 +LLWS IS 345 MX Highbay L37 01	pre-assembled LiveLink sensor unit with integrated PIR presence sensor for connecting to a LiveLink control unit, for high-resolution presence detection, white




**Basis for planning example:  
Production hall with saw-tooth roof**

Room height.....6.00 m  
 Room length.....120.00 m  
 Room width.....60.00 m

**Requirements of Standards**

$\bar{E}_m > 300 \text{ lx} - U_o > 0.50$   
 UGR < 22  
 IP50



E-Line Next gear tray —  
 Sensor ●



LED continuous line including light management with factory pre-wired trunking (7-core wiring), equipped with dimmable gear trays, protection rating IP50, suitable for use in fire hazard areas in accordance with DIN EN 60598-2-24 (D designation)

**Order example production hall**

Quantity	TOC	Reference	Description
270	90 021 152 25	7651IP HE LW 100-840ETDD L225 01	E-Line Next LED gear tray, protection rating IP50, 2,212.5 mm, wide distribution, 10,000 lm, 4,000 K, DALI dimmable, white
162	72 739 00	07650 L450 7LV 225 01	Trunking with female connectors (2 pcs.) every 2,212.5 mm, continuous-line application, pre-assembled coupling, white
12	77 896 00	07650IP KS 01	End cap, protection rating IP50, white
51	77 129 00	07650IP BL L225 01	Blanking cover of PVC, protection rating IP50, white
3	77 126 00	07650IP BL L187 01	Blanking cover of PVC, protection rating IP50, white
6	61 889 00	E03SKX	Suspension clamp, height adjustable without tools, for chain suspension
210	69 792 00	E03SKX p5	Suspension clamp, height adjustable without tools, for chain suspension, 5 pieces
3	77 850 00	7650IP+LLWS Quattro HD L37 01	pre-assembled LiveLink sensor unit with integrated PIR presence sensor and light sensor for connection to a LiveLink control unit, for daylight-dependent control and for high-resolution presence detection, protection rating IP50, white

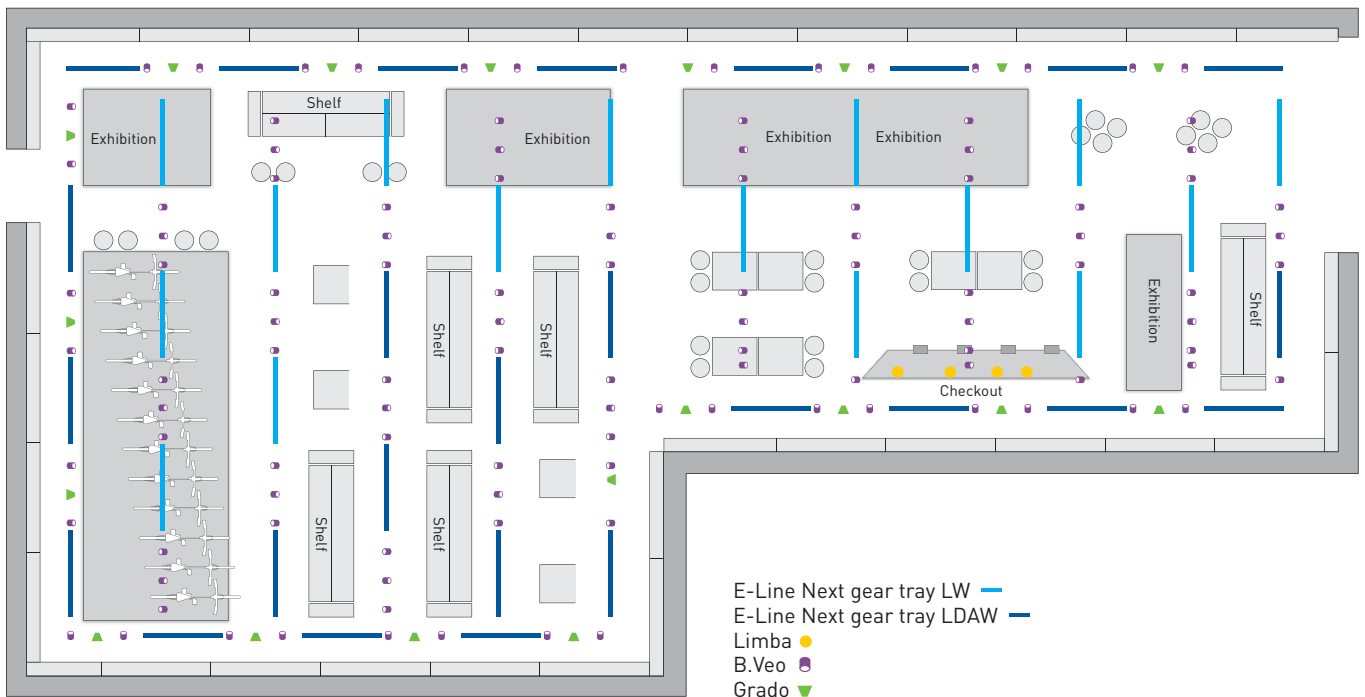
# EXAMPLE: RETAIL



## Basis for planning example:

### Retail Store

Room height.....	4.00 m
Mounting height.....	3.20 m
Rack height.....	1.60 m - 1.80 m
Aisle width.....	2.20 m





Variable LED continuous line system with factory pre-wired trunking (7-core wiring), equipped with gear trays especially for retail lighting, spotlights for accent and graphic lighting, and suspended luminaires, protection rating IP20

### Order example retail store

Quantity	TOC	Reference	Description
4	77 144 40	ELFI Limba VFL 3000-840 J23 L1 L37 01	E-Line Next Limba suspended luminaire, 368.5 mm, very wide distribution, suspension length 1,000 mm, 3,000 lm, 4,000 K, switchable, white
113	72 901 40 72 723 00	7651 B.VEO 40-840 J17ET L37 01 Refl-Einh 85 RFS-MF 05	E-Line Next spotlight B.Veo, 368.5 mm, 4,000 lm, 4,000 K, switchable, white reflector, medium-flood, 3-D faceted reflector, black
19	75 683 40	7651 GRADO 40-840 J23ET L37 01	E-Line Next graphic spotlight Grado, 368.5 mm, homogeneously wide distribution, 4,000 lm, 4,000 K, switchable, white
16	90 020 172 33	7651 LW 100-840ET L225 01	E-Line Next LED gear tray, 2,212.5 mm, wide distribution, 10,000 lm, 4,000 K, switchable, white
26	90 020 168 53	7651 LDAW 100-840ET L225 01	E-Line Next LED gear tray, 2,212.5 mm, double asymmetric wide distribution, 10,000 lm, 4,000 K, switchable, white
38	72 761 00	07650 L450 7LV 37 01	Trunking with female connectors (12 pcs.) every 368.5 mm, continuous-line application, pre-assembled coupling, white, 1 piece
6	72 760 00	07650 L300 7LV 37 01	Trunking with female connectors (8 pcs.) every 368.5 mm, continuous-line application, pre-assembled coupling, white, 1 piece
4	73 513 00	07650 L225 7LV 37 01	Trunking with female connectors (6 pcs.) every 368.5 mm, continuous-line application, pre-assembled coupling, white, 1 piece
34	72 605 00	07650 KS 01	End cap, white
140	72 592 00	07650 BL L37 01	Blanking cover of PVC, white, 1 piece
98	76 951 00	A01DSXOE/6000	Decorative wire suspension with suspension clamp and wire with eyelet, 6,000 mm long, continuously adjustable without tools, 1 piece

# EXAMPLE: OFFICE




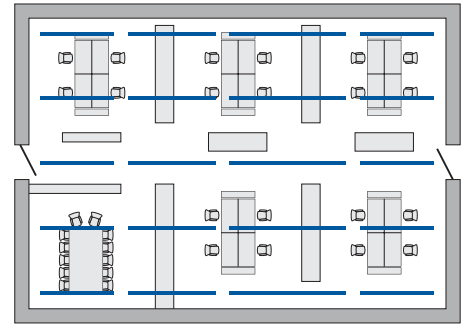
## Basis for planning example:

### Open-plan office

Room height ..... 3.00 m  
 Room length x room width ..... 21 m x 15 m  
 Mounting height (PW19) ..... 2.5 - 5 m  
 Mounting height (recommendation LW19) ..... > 3.5 m

### Requirements of Standards

$\bar{E}_m > 500 - 1,000 \text{ lx} - U_0 > 0.60$   
 $UGR < 19$



Variable LED continuous line with factory pre-wired trunking (7-core wiring), equipped with dimmable gear trays, DSE-compliant, protection rating IP20

## Order example open-plan office

Quantity	TOC	Reference	Description
30	90 020 569 83	7651 HE PW19 60-840ETDD L225 05	E-Line Next LED gear tray, 2,212.5 mm, wide distribution optic UGR<19, 6,000 lm, 4,000 K, DALI dimmable, black
15	90 020 350 47	7651 HE PW19 40-840ETDD L150 05	E-Line Next LED gear tray, 1,475 mm, wide distribution optic UGR<19, 4,000 lm, 4,000 K, DALI dimmable, black
20	72 771 00	07650 L450 7LV 37 05	Trunking with female connectors (12 pcs.) every 368.5 mm, continuous-line application, pre-assembled coupling, black
5	72 769 00	07650 L225 7LV E 37 05	Trunking with female connectors (6 pcs.) every 368.5 mm, individual continuous line luminaires or continuous line ends, black
10	72 607 00	07650 KS 05	End cap, black
15	72 603 00	07650 BL L75 05	Blanking cover of PVC, black
5	22 307 00	A01SX/1500	Wire suspension with suspension clamp and wire with loop, 1,500 mm long, continuously adjustable without tools
40	22 308 00	A01SX/1500 p2	Wire suspension with suspension clamp and wire with loop 1,500 mm long, continuously adjustable without tools, 2 pieces

# EXAMPLE: EDUCATION



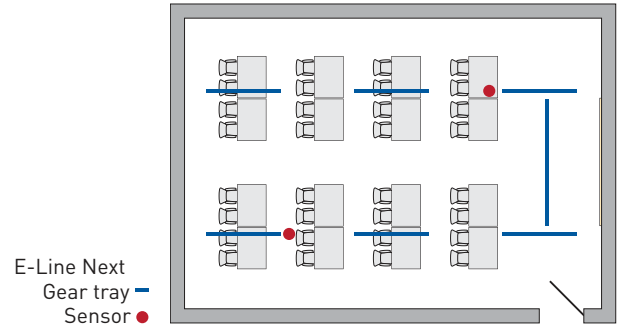
## Basis for planning example:

### Normal class

Room height.....3.00 m  
 Normal class ..... 8.40 m x 7.10 m  
 (without panel illumination)

### Requirements of Standards

$\bar{E}_m \geq 300-500 \text{ lx} - U_o \geq 0.60$  - General illumination (PW19)  
 $\bar{E}_m \geq 500 \text{ lx} - U_o \geq 0.70$  - Board illumination (LAN)



Variable LED continuous line including light management with factory pre-wired trunking (7-core wiring), equipped with dimmable gear trays, DSE-compliant, protection rating IP20

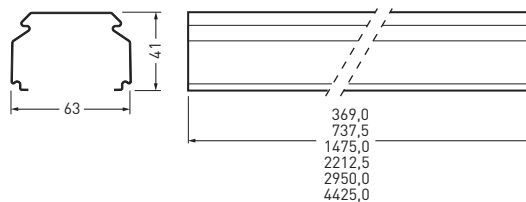
## Order example normal class

Quantity	TOC	Reference	Description
6	90 020 823 38	7651 HE PW19 40-840ETDD L150 03	E-Line Next LED gear tray, 1,475 mm, wide distribution optic UGR<19, 4,000 lm, 4,000 K, DALI dimmable, silver
2	72 731 00	07650 L450 7LV 150 03	Trunking with female connectors (3 pcs.) every 1,475 mm, continuous-line application, pre-assembled coupling, silver
2	72 730 00	07650 L300 7LV 150 03	Trunking with female connectors (2 pcs.) every 1,475 mm, continuous-line application, pre-assembled coupling, silver
4	72 606 00	07650 KS 03	End cap, silver
2	72 595 00	07650 BL L150 03	Blanking cover of PVC, silver
2	72 596 00	07650 BL L112 03	Blanking cover of PVC, silver
8	23 213 00	D01X p2	Fixing clamp for direct ceiling mounting
2	72 842 00	7650 +LLWS IR Micro L37 03	pre-assembled LiveLink sensor unit with integrated PIR presence sensor and light sensor for connection to a LiveLink control unit, for daylight-dependent control and for high-resolution presence detection.
Panel			
2	90 020 801 65	7651 HE LAN 50-840ETDD L150 03	E-Line Next LED gear tray, 1,475 mm, asymmetric distribution, 5,000 lm, 4,000 K, DALI dimmable, silver
1	72 730 00	07650 L300 7LV 150 03	Trunking with female connectors (2 pcs.) every 1,475 mm, continuous-line application, pre-assembled coupling, silver
2	72 606 00	07650 KS 03	End cap, silver
2	23 213 00	D01X p2	Fixing clamp for direct ceiling mounting

# FIX TRUNKING WITH PROTECTION RATING IP20/IP50

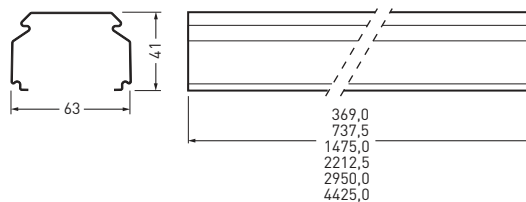
## Trunking, factory pre-wired with female connector spacing 375 (368.5 mm)

Trunking 07650 375 IP20/IP50



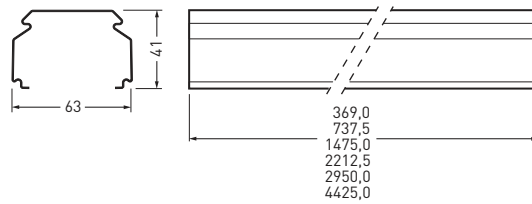
Reference	TOC	Description	Dimensions L x W x H (mm)	≈kg (pc.)
7LV, white, individual packaging				
<b>07650 L37 7LV E 37 01</b>	76 886 00	Trunking with female connectors (1 pc.) every 368.5 mm, individual continuous line luminaires or continuous line ends, white, 1 piece	368.5 x 63 x 41	1.0
<b>07650 L75 7LV E 37 01</b>	72 757 00	Trunking with female connectors (2 pcs.) every 368.5 mm, individual continuous line luminaires or continuous line ends, white, 1 piece	737.5 x 63 x 41	1.0
<b>07650 L150 7LV E 37 01</b>	72 758 00	Trunking with female connectors (4 pcs.) every 368.5 mm, individual continuous line luminaires or continuous line ends, white, 1 piece	1,475 x 63 x 41	1.8
<b>07650 L225 7LV E 37 01</b>	72 759 00	Trunking with female connectors (6 pcs.) every 368.5 mm, individual continuous line luminaires or continuous line ends, white, 1 piece	2,212.5 x 63 x 41	2.6
<b>07650 L225 7LV 37 01</b>	73 513 00	Trunking with female connectors (6 pcs.) every 368.5 mm, continuous-line application, pre-assembled coupling, white, 1 piece	2,212.5 x 63 x 41	3.0
<b>07650 L300 7LV 37 01</b>	72 760 00	Trunking with female connectors (8 pcs.) every 368.5 mm, continuous-line application, pre-assembled coupling, white, 1 piece	2,950 x 63 x 41	3.8
<b>07650 L450 7LV 37 01</b>	72 761 00	Trunking with female connectors (12 pcs.) every 368.5 mm, continuous-line application, pre-assembled coupling, white, 1 piece	4,425 x 63 x 41	5.4
7LV, white, multi-pack				
<b>07650 L150 7LV E 37 01p4</b>	77 736 00	Trunking with female connectors (4 pcs.) every 368.5 mm, individual continuous line luminaires or continuous line ends, white, 4 pieces	1,475 x 63 x 41	1.8
<b>07650 L225 7LV E 37 01p4</b>	77 737 00	Trunking with female connectors (6 pcs.) every 368.5 mm, individual continuous line luminaires or continuous line ends, white, 4 pieces	2,212.5 x 63 x 41	2.6
<b>07650 L225 7LV 37 01p4</b>	77 738 00	Trunking with female connectors (6 pcs.) every 368.5 mm, individual continuous line luminaires or continuous line ends, white, 4 pieces	2,212.5 x 63 x 41	3.0
<b>07650 L300 7LV 37 01p4</b>	77 730 00	Trunking with female connectors (8 pcs.) every 368.5 mm, continuous-line application, pre-assembled coupling, white, 4 pieces	2,950 x 63 x 41	3.8
<b>07650 L450 7LV 37 01p4</b>	77 733 00	Trunking with female connectors (12 pcs.) every 368.5 mm, continuous-line application, pre-assembled coupling, white, 4 pieces	4,425 x 63 x 41	5.4

# FIX TRUNKING WITH PROTECTION RATING IP20/IP50



Reference	TOC	Description	Dimensions L x W x H (mm)	≈kg (pc.)
7LV, silver, individual packaging				
<b>07650 L37 7LV E 37 03</b>	76 887 00	Trunking with female connectors (1 pc.) every 368.5 mm, individual continuous line luminaires or continuous line ends, silver, 1 piece	368.5 x 63 x 41	1.0
<b>07650 L75 7LV E 37 03</b>	72 762 00	Trunking with female connectors (2 pcs.) every 368.5 mm, individual continuous line luminaires or continuous line ends, silver, 1 piece	737.5 x 63 x 41	1.0
<b>07650 L150 7LV E 37 03</b>	72 763 00	Trunking with female connectors (4 pcs.) every 368.5 mm, individual continuous line luminaires or continuous line ends, silver, 1 piece	1,475 x 63 x 41	1.8
<b>07650 L225 7LV E 37 03</b>	72 764 00	Trunking with female connectors (6 pcs.) every 368.5 mm, individual continuous line luminaires or continuous line ends, silver, 1 piece	2,212.5 x 63 x 41	2.6
<b>07650 L225 7LV 37 03</b>	73 515 00	Trunking with female connectors (6 pcs.) every 368.5 mm, continuous-line application, pre-assembled coupling, silver, 1 piece	2,212.5 x 63 x 41	3.0
<b>07650 L300 7LV 37 03</b>	72 765 00	Trunking with female connectors (8 pcs.) every 368.5 mm, continuous-line application, pre-assembled coupling, silver, 1 piece	2,950 x 63 x 41	3.8
<b>07650 L450 7LV 37 03</b>	72 766 00	Trunking with female connectors (12 pcs.) every 368.5 mm, continuous-line application, pre-assembled coupling, silver, 1 piece	4,425 x 63 x 41	5.4
7LV, silver, multi-pack				
<b>07650 L150 7LV E 37 03p4</b>	77 739 00	Trunking with female connectors (4 pcs.) every 368.5 mm, individual continuous line luminaires or continuous line ends, silver, 4 pieces	1,475 x 63 x 41	1.8
<b>07650 L225 7LV E 37 03p4</b>	77 740 00	Trunking with female connectors (6 pcs.) every 368.5 mm, individual continuous line luminaires or continuous line ends, silver, 4 pieces	2,212.5 x 63 x 41	2.6
<b>07650 L225 7LV 37 03p4</b>	77 741 00	Trunking with female connectors (6 pcs.) every 368.5 mm, individual continuous line luminaires or continuous line ends, silver, 4 pieces	2,212.5 x 63 x 41	3.0
<b>07650 L300 7LV 37 03p4</b>	77 731 00	Trunking with female connectors (8 pcs.) every 368.5 mm, continuous-line application, pre-assembled coupling, silver, 4 pieces	2,950 x 63 x 41	3.8
<b>07650 L450 7LV 37 03p4</b>	77 734 00	Trunking with female connectors (12 pcs.) every 368.5 mm, continuous-line application, pre-assembled coupling, silver, 4 pieces	4,425 x 63 x 41	5.4

# FIX TRUNKING WITH PROTECTION RATING IP20/IP50

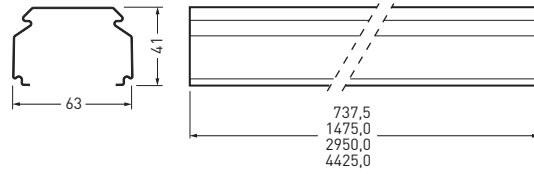


Reference	TOC	Description	Dimensions L x W x H (mm)	≈kg (pc.)
7LV, black, individual packaging				
<b>07650 L37 7LV E 37 05</b>	76 888 00	Trunking with female connectors (1 pc.) every 368.5 mm, individual continuous line luminaires or continuous line ends, black, 1 piece	368.5 x 63 x 41	1.0
<b>07650 L75 7LV E 37 05</b>	72 767 00	Trunking with female connectors (2 pcs.) every 368.5 mm, individual continuous line luminaires or continuous line ends, black, 1 piece	737.5 x 63 x 41	1.0
<b>07650 L150 7LV E 37 05</b>	72 768 00	Trunking with female connectors (4 pcs.) every 368.5 mm, individual continuous line luminaires or continuous line ends, black, 1 piece	1,475 x 63 x 41	1.8
<b>07650 L225 7LV E 37 05</b>	72 769 00	Trunking with female connectors (6 pcs.) every 368.5 mm, individual continuous line luminaires or continuous line ends, black, 1 piece	2,212.5 x 63 x 41	2.6
<b>07650 L225 7LV 37 05</b>	73 517 00	Trunking with female connectors (6 pcs.) every 368.5 mm, continuous-line application, pre-assembled coupling, black, 1 piece	2,212.5 x 63 x 41	3.0
<b>07650 L300 7LV 37 05</b>	72 770 00	Trunking with female connectors (8 pcs.) every 368.5 mm, continuous-line application, pre-assembled coupling, black, 1 piece	2,950 x 63 x 41	3.8
<b>07650 L450 7LV 37 05</b>	72 771 00	Trunking with female connectors (12 pcs.) every 368.5 mm, continuous-line application, pre-assembled coupling, black, 1 piece	4,425 x 63 x 41	5.4
7LV, black, multi-pack				
<b>07650 L150 7LV E 37 05p4</b>	77 742 00	Trunking with female connectors (4 pcs.) every 368.5 mm, individual continuous line luminaires or continuous line ends, black, 4 pieces	1,475 x 63 x 41	1.8
<b>07650 L225 7LV E 37 05p4</b>	77 743 00	Trunking with female connectors (6 pcs.) every 368.5 mm, individual continuous line luminaires or continuous line ends, black, 4 pieces	2,212.5 x 63 x 41	2.6
<b>07650 L225 7LV 37 05p4</b>	77 744 00	Trunking with female connectors (6 pcs.) every 368.5 mm, individual continuous line luminaires or continuous line ends, black, 4 pieces	2,212.5 x 63 x 41	3.0
<b>07650 L300 7LV 37 05p4</b>	77 732 00	Trunking with female connectors (8 pcs.) every 368.5 mm, continuous-line application, pre-assembled coupling, black, 4 pieces	2,950 x 63 x 41	3.8
<b>07650 L450 7LV 37 05p4</b>	77 735 00	Trunking with female connectors (12 pcs.) every 368.5 mm, continuous-line application, pre-assembled coupling, black, 4 pieces	4,425 x 63 x 41	5.4

# FIX TRUNKING WITH PROTECTION RATING IP20/IP50

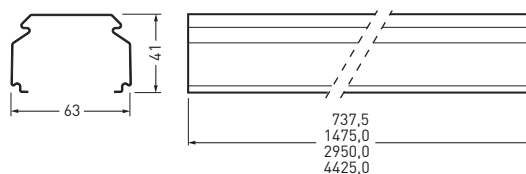
## Trunking, factory pre-wired with female connector spacing 1,500 (1,475 mm)

Trunking 07650 1,500 IP20/IP50



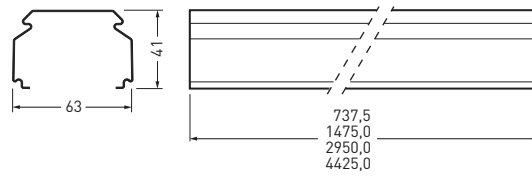

Reference	TOC	Description	Dimensions L x W x H (mm)	≈kg (pc.)
7LV, white, individual packaging				
<b>07650 L75 7LV E 75 01</b>	72 724 00	Trunking with female connectors (1 pc.) every 1,475 mm, individual continuous line luminaires or continuous line ends, white, 1 piece	737.5 x 63 x 41	0.8
<b>07650 L150 7LV E 150 01</b>	72 725 00	Trunking with female connectors (1 pc.) every 1,475 mm, individual continuous line luminaires or continuous line ends, white, 1 piece	1,475 x 63 x 41	1.6
<b>07650 L300 7LV 150 01</b>	72 726 00	Trunking with female connectors (2 pcs.) every 1,475 mm, continuous-line application, pre-assembled coupling, white, 1 piece	2,950 x 63 x 41	3.8
<b>07650 L450 7LV 150 01</b>	72 727 00	Trunking with female connectors (3 pcs.) every 1,475 mm, continuous-line application, pre-assembled coupling, white, 1 piece	4,425 x 63 x 41	5.4
7LV, white, multi-pack				
<b>07650 L150 7LV E 150 01p4</b>	77 757 00	Trunking with female connectors (1 pc.) every 1,475 mm, individual continuous line luminaires or continuous line ends, white, 4 pieces	1,475 x 63 x 41	1.6
<b>07650 L300 7LV 150 01p4</b>	77 745 00	Trunking with female connectors (2 pcs.) every 1,475 mm, continuous-line application, pre-assembled coupling, white, 4 pieces	2,950 x 63 x 41	3.8
<b>07650 L450 7LV 150 01p4</b>	77 751 00	Trunking with female connectors (3 pcs.) every 1,475 mm, continuous-line application, pre-assembled coupling, white, 4 pieces	4,425 x 63 x 41	5.4
7LV+7LV, white, individual packaging				
<b>07650 L150 7+7LV E 150 01</b>	72 742 00	Trunking with female connectors (2 pcs.) every 1,475 mm, individual continuous line luminaires or continuous line ends, white, 1 piece	1,475 x 63 x 41	2.1
<b>07650 L300 7+7LV 150 01</b>	72 743 00	Trunking with female connectors (4 pcs.) every 1,475 mm, continuous-line application, pre-assembled coupling, white, 1 piece	2,950 x 63 x 41	4.3
<b>07650 L450 7+7LV 150 01</b>	72 744 00	Trunking with female connectors (6 pcs.) every 1,475 mm, continuous-line application, pre-assembled coupling, white, 1 piece	4,425 x 63 x 41	6.4
7LV+7LV, white, multi-pack				
<b>07650 L150 7+7LV E 150 01p4</b>	77 758 00	Trunking with female connectors (2 pcs.) every 1,475 mm, individual continuous line luminaires or continuous line ends, white, 4 pieces	1,475 x 63 x 41	2.1
<b>07650 L300 7+7LV 150 01p4</b>	77 746 00	Trunking with female connectors (4 pcs.) every 1,475 mm, continuous-line application, pre-assembled coupling, white, 4 pieces	2,950 x 63 x 41	4.3
<b>07650 L450 7+7LV 150 01p4</b>	77 752 00	Trunking with female connectors (6 pcs.) every 1,475 mm, continuous-line application, pre-assembled coupling, white, 4 pieces	4,425 x 63 x 41	6.4

# FIX TRUNKING WITH PROTECTION RATING IP20/IP50



Reference	TOC	Description	Dimensions L x W x H (mm)	≈kg (pc.)
7LV, silver, individual packaging				
<b>07650 L75 7LV E 75 03</b>	72 728 00	Trunking with female connectors (1 pc.) every 1,475 mm, individual continuous line luminaires or continuous line ends, silver, 1 piece	737.5 x 63 x 41	0.8
<b>07650 L150 7LV E 150 03</b>	72 729 00	Trunking with female connectors (1 pc.) every 1,475 mm, individual continuous line luminaires or continuous line ends, silver, 1 piece	1,475 x 63 x 41	1.6
<b>07650 L300 7LV 150 03</b>	72 730 00	Trunking with female connectors (2 pcs.) every 1,475 mm, continuous-line application, pre-assembled coupling, silver, 1 piece	2,950 x 63 x 41	3.8
<b>07650 L450 7LV 150 03</b>	72 731 00	Trunking with female connectors (3 pcs.) every 1,475 mm, continuous-line application, pre-assembled coupling, silver, 1 piece	4,425 x 63 x 41	5.4
7LV, silver, multi-pack				
<b>07650 L150 7LV E 150 03p4</b>	77 759 00	Trunking with female connectors (1 pc.) every 1,475 mm, individual continuous line luminaires or continuous line ends, silver, 4 pieces	1,475 x 63 x 41	1.6
<b>07650 L300 7LV 150 03p4</b>	77 747 00	Trunking with female connectors (2 pcs.) every 1,475 mm, continuous-line application, pre-assembled coupling, silver, 4 pieces	2,950 x 63 x 41	3.8
<b>07650 L450 7LV 150 03p4</b>	77 753 00	Trunking with female connectors (3 pcs.) every 1,475 mm, continuous-line application, pre-assembled coupling, silver, 4 pieces	4,425 x 63 x 41	5.4
7LV+7LV, silver, individual packaging				
<b>07650 L150 7+7LV E 150 03</b>	72 745 00	Trunking with female connectors (2 pcs.) every 1,475 mm, individual continuous line luminaires or continuous line ends, silver, 1 piece	1,475 x 63 x 41	2.1
<b>07650 L300 7+7LV 150 03</b>	72 746 00	Trunking with female connectors (4 pcs.) every 1,475 mm, continuous-line application, pre-assembled coupling, silver, 1 piece	2,950 x 63 x 41	4.3
<b>07650 L450 7+7LV 150 03</b>	72 747 00	Trunking with female connectors (6 pcs.) every 1,475 mm, continuous-line application, pre-assembled coupling, silver, 1 piece	4,425 x 63 x 41	6.4
7LV+7LV, silver, multi-pack				
<b>07650 L150 7+7LV E 150 03p4</b>	77 760 00	Trunking with female connectors (2 pcs.) every 1,475 mm, individual continuous line luminaires or continuous line ends, silver, 4 pieces	1,475 x 63 x 41	2.1
<b>07650 L300 7+7LV 150 03p4</b>	77 748 00	Trunking with female connectors (4 pcs.) every 1,475 mm, continuous-line application, pre-assembled coupling, silver, 4 pieces	2,950 x 63 x 41	4.3
<b>07650 L450 7+7LV 150 03p4</b>	77 754 00	Trunking with female connectors (6 pcs.) every 1,475 mm, continuous-line application, pre-assembled coupling, silver, 4 pieces	4,425 x 63 x 41	6.4

# FIX TRUNKING WITH PROTECTION RATING IP20/IP50

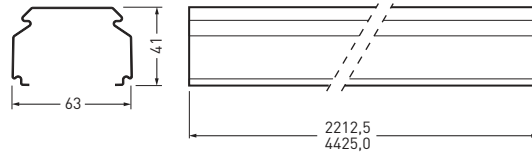


Reference	TOC	Description	Dimensions L x W x H (mm)	≈kg (pc.)
7LV, black, individual packaging				
<b>07650 L75 7LV E 75 05</b>	72 732 00	Trunking with female connectors (1 pc.) every 1,475 mm, individual continuous line luminaires or continuous line ends, black, 1 piece	737.5 x 63 x 41	0.8
<b>07650 L150 7LV E 150 05</b>	72 733 00	Trunking with female connectors (1 pcs.) every 1,475 mm, individual continuous line luminaires or continuous line ends, black, 1 piece	1,475 x 63 x 41	1.6
<b>07650 L300 7LV 150 05</b>	72 734 00	Trunking with female connectors (2 pcs.) every 1,475 mm, continuous-line application, pre-assembled coupling, black, 1 pieces	2,950 x 63 x 41	3.8
<b>07650 L450 7LV 150 05</b>	72 735 00	Trunking with female connectors (3 pcs.) every 1,475 mm, continuous-line application, pre-assembled coupling, black, 1 piece	4,425 x 63 x 41	5.4
7LV, black, multi-pack				
<b>07650 L150 7LV E 150 05p4</b>	77 761 00	Trunking with female connectors (1 pc.) every 1,475 mm, individual continuous line luminaires or continuous line ends, black, 4 pieces	1,475 x 63 x 41	1.6
<b>07650 L300 7LV 150 05p4</b>	77 749 00	Trunking with female connectors (2 pcs.) every 1,475 mm, continuous-line application, pre-assembled coupling, black, 4 pieces	2,950 x 63 x 41	3.8
<b>07650 L450 7LV 150 05p4</b>	77 755 00	Trunking with female connectors (3 pcs.) every 1,475 mm, continuous-line application, pre-assembled coupling, black, 4 pieces	4,425 x 63 x 41	5.4
7LV+7LV, black, individual packaging				
<b>07650 L150 7+7LV E 150 05</b>	72 748 00	Trunking with female connectors (2 pcs.) every 1,475 mm, individual continuous line luminaires or continuous line ends, black, 1 piece	1,475 x 63 x 41	2.1
<b>07650 L300 7+7LV 150 05</b>	72 749 00	Trunking with female connectors (4 pcs.) every 1,475 mm, continuous-line application, pre-assembled coupling, black, 1 piece	2,950 x 63 x 41	4.3
<b>07650 L450 7+7LV 150 05</b>	72 750 00	Trunking with female connectors (6 pcs.) every 1,475 mm, continuous-line application, pre-assembled coupling, black, 1 piece	4,425 x 63 x 41	6.4
7LV+7LV, black, multi-pack				
<b>07650 L150 7+7LV E 150 05p4</b>	77 762 00	Trunking with female connectors (2 pcs.) every 1,475 mm, individual continuous line luminaires or continuous line ends, black, 4 pieces	1,475 x 63 x 41	2.1
<b>07650 L300 7+7LV 150 05p4</b>	77 750 00	Trunking with female connectors (4 pcs.) every 1,475 mm, continuous-line application, pre-assembled coupling, black, 4 pieces	2,950 x 63 x 41	4.3
<b>07650 L450 7+7LV 150 05p4</b>	77 756 00	Trunking with female connectors (6 pcs.) every 1,475 mm, continuous-line application, pre-assembled coupling, black, 4 pieces	4,425 x 63 x 41	6.4

# FIX TRUNKING WITH PROTECTION RATING IP20/IP50

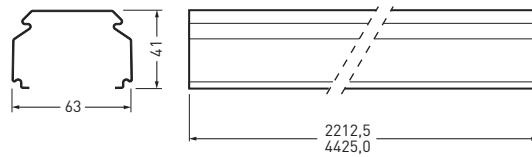
## Trunking, factory pre-wired with female connector spacing 2,250 (2,212.5 mm)

Trunking 07650 2,250 IP20/IP50



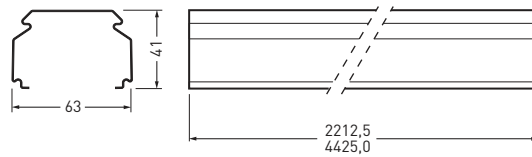
Reference	TOC	Description	Dimensions L x W x H (mm)	≈kg (pc.)
7LV, white, individual packaging				
<b>07650 L225 7LV E 225 01</b>	72 736 00	Trunking with female connectors (1 pcs.) every 2,212.5 mm, individual continuous line luminaires or continuous line ends, white, 1 piece	2,212.5 x 63 x 41	2.6
<b>07650 L225 7LV 225 01</b>	73 505 00	Trunking with female connectors (1 pc.) every 2,212.5 mm, continuous-line application, pre-assembled coupling, white, 1 piece	2,212.5 x 63 x 41	3.0
<b>07650 L450 7LV 225 01</b>	72 739 00	Trunking with female connectors (2 pcs.) every 2,212.5 mm, continuous-line application, pre-assembled coupling, white, 1 piece	4,425 x 63 x 41	5.4
7LV, white, multi-pack				
<b>07650 L225 7LV E 225 01p4</b>	77 769 00	Trunking with female connectors (1 pc.) every 2,212.5 mm, individual continuous line luminaires or continuous line ends, white, 4 pieces	2,212.5 x 63 x 41	2.6
<b>07650 L225 7LV 225 01p4</b>	77 770 00	Trunking with female connectors (1 pc.) every 2,212.5 mm, continuous-line application, pre-assembled coupling, white, 4 pieces	2,212.5 x 63 x 41	3.0
<b>07650 L450 7LV 225 01p4</b>	77 763 00	Trunking with female connectors (2 pcs.) every 2,212.5 mm, continuous-line application, pre-assembled coupling, white, 4 pieces	4,425 x 63 x 41	5.4
7LV+7LV, white, individual packaging				
<b>07650 L225 7+7LV E 225 01</b>	72 751 00	Trunking with female connectors (2 pcs.) every 2,212.5 mm, individual continuous line luminaires or continuous line ends, white, 1 piece	2,212.5 x 63 x 41	3.2
<b>07650 L225 7+7LV 225 01</b>	73 497 00	Trunking with female connectors (2 pcs.) every 2,212.5 mm, continuous-line application, pre-assembled coupling, white, 1 piece	2,212.5 x 63 x 41	3.6
<b>07650 L450 7+7LV 225 01</b>	72 752 00	Trunking with female connectors (4 pcs.) every 2,212.5 mm, continuous-line application, pre-assembled coupling, white, 1 piece	4,425 x 63 x 41	6.4
7LV+7LV, white, multi-pack				
<b>07650 L225 7+7LV E 225 01p4</b>	77 771 00	Trunking with female connectors (2 pcs.) every 2,212.5 mm, individual continuous line luminaires or continuous line ends, white, 4 pieces	2,212.5 x 63 x 41	3.2
<b>07650 L225 7+7LV 225 01p4</b>	77 772 00	Trunking with female connectors (2 pcs.) every 2,212.5 mm, continuous-line application, pre-assembled coupling, white, 4 pieces	2,212.5 x 63 x 41	3.6
<b>07650 L450 7+7LV 225 01p4</b>	77 764 00	Trunking with female connectors (4 pcs.) every 2,212.5 mm, continuous-line application, pre-assembled coupling, white, 4 pieces	4,425 x 63 x 41	6.4

# FIX TRUNKING WITH PROTECTION RATING IP20/IP50



Reference	TOC	Description	Dimensions L x W x H (mm)	≈kg (pc.)
7LV, silver, individual packaging				
<b>07650 L225 7LV E 225 03</b>	72 737 00	Trunking with female connectors (1 pc.) every 2,212.5 mm, individual continuous line luminaires or continuous line ends, silver, 1 piece	2,212.5 x 63 x 41	2.6
<b>07650 L225 7LV 225 03</b>	73 509 00	Trunking with female connectors (1 pc.) every 2,212.5 mm, continuous-line application, pre-assembled coupling, silver, 1 piece	2,212.5 x 63 x 41	3.0
<b>07650 L450 7LV 225 03</b>	72 740 00	Trunking with female connectors (2 pcs.) every 2,212.5 mm, continuous-line application, pre-assembled coupling, silver, 1 piece	4,425 x 63 x 41	5.4
7LV, silver, multi-pack				
<b>07650 L225 7LV E 225 03p4</b>	77 773 00	Trunking with female connectors (1 pc.) every 2,212.5 mm, individual continuous line luminaires or continuous line ends, silver, 4 pieces	2,212.5 x 63 x 41	2.6
<b>07650 L225 7LV 225 03p4</b>	77 774 00	Trunking with female connectors (1 pc.) every 2,212.5 mm, continuous-line application, pre-assembled coupling, silver, 4 pieces	2,212.5 x 63 x 41	3.0
<b>07650 L450 7LV 225 03p4</b>	77 765 00	Trunking with female connectors (2 pcs.) every 2,212.5 mm, continuous-line application, pre-assembled coupling, silver, 4 pieces	4,425 x 63 x 41	5.4
7LV+7LV, silver, individual packaging				
<b>07650 L225 7+7LV E 225 03</b>	72 753 00	Trunking with female connectors (2 pcs.) every 2,212.5 mm, individual continuous line luminaires or continuous line ends, silver, 1 piece	2,212.5 x 63 x 41	3.2
<b>07650 L225 7+7LV 225 03</b>	73 501 00	Trunking with female connectors (2 pcs.) every 2,212.5 mm, continuous-line application, pre-assembled coupling, silver, 1 piece	2,212.5 x 63 x 41	3.6
<b>07650 L450 7+7LV 225 03</b>	72 754 00	Trunking with female connectors (4 pcs.) every 2,212.5 mm, continuous-line application, pre-assembled coupling, silver, 1 piece	4,425 x 63 x 41	6.4
7LV+7LV, silver, multi-pack				
<b>07650 L225 7+7LV E 225 03p4</b>	77 775 00	Trunking with female connectors (2 pcs.) every 2,212.5 mm, individual continuous line luminaires or continuous line ends, silver, 4 pieces	2,212.5 x 63 x 41	3.2
<b>07650 L225 7+7LV 225 03p4</b>	77 776 00	Trunking with female connectors (2 pcs.) every 2,212.5 mm, continuous-line application, pre-assembled coupling, silver, 4 pieces	2,212.5 x 63 x 41	3.6
<b>07650 L450 7+7LV 225 03p4</b>	77 766 00	Trunking with female connectors (4 pcs.) every 2,212.5 mm, continuous-line application, pre-assembled coupling, silver, 4 pieces	4,425 x 63 x 41	6.4

# FIX TRUNKING WITH PROTECTION RATING IP20/IP50

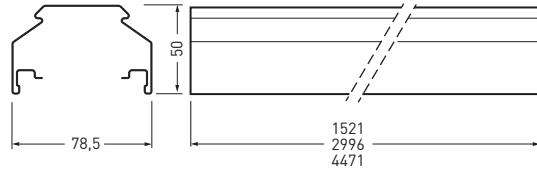


Reference	TOC	Description	Dimensions L x W x H (mm)	≈kg (pc.)
7LV, black, individual packaging				
<b>07650 L225 7LV E 225 05</b>	72 738 00	Trunking with female connectors (1 pc.) every 2,212.5 mm, individual continuous line luminaires or continuous line ends, black, 1 piece	2,212.5 x 63 x 41	2.6
<b>07650 L225 7LV 225 05</b>	73 511 00	Trunking with female connectors (1 pc.) every 2,212.5 mm, continuous-line application, pre-assembled coupling, black, 1 piece	2,212.5 x 63 x 41	3.0
<b>07650 L450 7LV 225 05</b>	72 741 00	Trunking with female connectors (2 pcs.) every 2,212.5 mm, continuous-line application, pre-assembled coupling, black, 1 piece	4,425 x 63 x 41	5.4
7LV, black, multi-pack				
<b>07650 L225 7LV E 225 05p4</b>	77 777 00	Trunking with female connectors (1 pc.) every 2,212.5 mm, individual continuous line luminaires or continuous line ends, black, 4 pieces	2,212.5 x 63 x 41	2.6
<b>07650 L225 7LV 225 05p4</b>	77 778 00	Trunking with female connectors (1 pc.) every 2,212.5 mm, continuous-line application, pre-assembled coupling, black, 4 pieces	2,212.5 x 63 x 41	3.0
<b>07650 L450 7LV 225 05p4</b>	77 767 00	Trunking with female connectors (2 pcs.) every 2,212.5 mm, continuous-line application, pre-assembled coupling, black, 4 pieces	4,425 x 63 x 41	5.4
7LV+7LV, black, individual packaging				
<b>07650 L225 7+7LV E 225 05</b>	72 755 00	Trunking with female connectors (2 pcs.) every 2,212.5 mm, individual continuous line luminaires or continuous line ends, black, 1 piece	2,212.5 x 63 x 41	3.2
<b>07650 L225 7+7LV 225 05</b>	73 503 00	Trunking with female connectors (2 pcs.) every 2,212.5 mm, continuous-line application, pre-assembled coupling, black, 1 piece	2,212.5 x 63 x 41	3.6
<b>07650 L450 7+7LV 225 05</b>	72 756 00	Trunking with female connectors (4 pcs.) every 2,212.5 mm, continuous-line application, pre-assembled coupling, black, 1 piece	4,425 x 63 x 41	6.4
7LV+7LV, black, multi-pack				
<b>07650 L225 7+7LV E 225 05p4</b>	77 779 00	Trunking with female connectors (2 pcs.) every 2,212.5 mm, individual continuous line luminaires or continuous line ends, black, 4 pieces	2,212.5 x 63 x 41	3.2
<b>07650 L225 7+7LV 225 05p4</b>	77 780 00	Trunking with female connectors (2 pcs.) every 2,212.5 mm, continuous-line application, pre-assembled coupling, black, 4 pieces	2,212.5 x 63 x 41	3.6
<b>07650 L450 7+7LV 225 05p4</b>	77 768 00	Trunking with female connectors (4 pcs.) every 2,212.5 mm, continuous-line application, pre-assembled coupling, black, 4 pieces	4,425 x 63 x 41	6.4

# FIX TRUNKING WITH PROTECTION RATING IP64

## Trunking, factory pre-wired with female connector spacing 1,500 (1,475 mm)

Trunking 07650 1,500 IP64

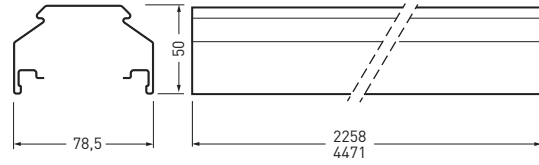


Reference	TOC	Description	Dimensions L x W x H (mm)	≈kg (pc.)
7LV, silver, individual packaging				
<b>07650 L150 7LV E 150 03 IP64</b>	72 661 00	Trunking with female connectors (1 pc.) every 1,475 mm, individual continuous line luminaires or continuous line ends, silver, 1 piece	1,521 x 78.5 x 50	2.6
<b>07650 L300 7LV 150 03 IP64</b>	72 660 00	Trunking with female connectors (2 pcs.) every 1,475 mm, continuous-line application, pre-assembled coupling, silver, 1 piece	2,996 x 78.5 x 50	5.0
<b>07650 L450 7LV 150 03 IP64</b>	72 659 00	Trunking with female connectors (3 pcs.) every 1,475 mm, continuous-line application, pre-assembled coupling, silver, 1 piece	4,471 x 78.5 x 50	7.0
7LV, silver, multi-pack				
<b>07650 L150 7LV E 150 03 IP64p4</b>	72 792 00	Trunking with female connectors (1 pc.) every 1,475 mm, individual continuous line luminaires or continuous line ends, silver, 4 pieces	1,521 x 78.5 x 50	2.6
<b>07650 L300 7LV 150 03 IP64p4</b>	72 788 00	Trunking with female connectors (2 pcs.) every 1,475 mm, continuous-line application, pre-assembled coupling, silver, 4 pieces	2,996 x 78.5 x 50	5.0
<b>07650 L450 7LV 150 03 IP64p4</b>	72 786 00	Trunking with female connectors (3 pcs.) every 1,475 mm, continuous-line application, pre-assembled coupling, silver, 4 pieces	4,471 x 78.5 x 50	7.0
7LV+7LV, silver, individual packaging				
<b>07650 L150 7+7LV E 150 03 IP64</b>	72 666 00	Trunking with female connectors (2 pcs.) every 1,475 mm, individual continuous line luminaires or continuous line ends, silver, 1 piece	1,521 x 78.5 x 50	3.0
<b>07650 L300 7+7LV 150 03 IP64</b>	72 665 00	Trunking with female connectors (4 pcs.) every 1,475 mm, continuous-line application, pre-assembled coupling, silver, 1 piece	2,996 x 78.5 x 50	5.8
<b>07650 L450 7+7LV 150 03 IP64</b>	72 664 00	Trunking with female connectors (6 pcs.) every 1,475 mm, continuous-line application, pre-assembled coupling, silver, 1 piece	4,471 x 78.5 x 50	8.2
7LV+7LV, silver, multi-pack				
<b>07650 L150 7+7LV E 150 03 IP64p4</b>	72 793 00	Trunking with female connectors (2 pcs.) every 1,475 mm, individual continuous line luminaires or continuous line ends, silver, 4 pieces	1,521 x 78.5 x 50	3.0
<b>07650 L300 7+7LV 150 03 IP64p4</b>	72 789 00	Trunking with female connectors (4 pcs.) every 1,475 mm, continuous-line application, pre-assembled coupling, silver, 4 pieces	2,996 x 78.5 x 50	5.8
<b>07650 L450 7+7LV 150 03 IP64p4</b>	72 787 00	Trunking with female connectors (6 pcs.) every 1,475 mm, continuous-line application, pre-assembled coupling, silver, 4 pieces	4,471 x 78.5 x 50	8.2

# FIX TRUNKING WITH PROTECTION RATING IP64

## Trunking, factory pre-wired with female connector spacing 2,250 (2,212.5 mm)

Trunking 07650 2,250 IP64



Reference	TOC	Description	Dimensions L x W x H (mm)	≈kg (pc.)
7LV, silver, individual packaging				
<b>07650 L225 7LV E 225 03 IP64</b>	72 658 00	Trunking with female connectors (1 pc.) every 2,212.5 mm, individual continuous line luminaires or continuous line ends, silver, 1 piece	2,258 x 78.5 x 50	3.6
<b>07650 L225 7LV 225 03 IP64</b>	73 506 00	Trunking with female connectors (1 pc.) every 2,212.5 mm, continuous-line application, pre-assembled coupling, silver, 1 piece	2,258 x 78.5 x 50	4.0
<b>07650 L450 7LV 225 03 IP64</b>	72 657 00	Trunking with female connectors (2 pcs.) every 2,212.5 mm, continuous-line application, pre-assembled coupling, silver, 1 piece	4,471 x 78.5 x 50	7.0
7LV, silver, multi-pack				
<b>07650 L225 7LV E 225 03 IP64p4</b>	72 790 00	Trunking with female connectors (1 pc.) every 2,212.5 mm, individual continuous line luminaires or continuous line ends, silver, 4 pieces	2,258 x 78.5 x 50	3.6
<b>07650 L225 7LV 225 03 IP64p4</b>	73 507 00	Trunking with connectors (1 pc.) every 2,212.5 mm, continuous-line application, pre-assembled coupling, silver, 4 pieces	2,258 x 78.5 x 50	4.0
<b>07650 L450 7LV 225 03 IP64p4</b>	72 784 00	Trunking with connectors (2 pc.) every 2,212.5 mm, continuous-line application, pre-assembled coupling, silver, 4 pieces	4,471 x 78.5 x 50	7.0
7LV+7LV, silver, individual packaging				
<b>07650 L225 7+7LV E 225 03 IP64</b>	72 663 00	Trunking with connectors (2 pcs.) every 2,212.5 mm, individual continuous line luminaires or continuous line ends, silver, 1 piece	2,258 x 78.5 x 50	4.1
<b>07650 L225 7+7LV 225 03 IP64</b>	73 498 00	Trunking with connectors (2 pcs.) every 2,212.5 mm, continuous-line application, pre-assembled coupling, silver, 1 piece	2,258 x 78.5 x 50	4.5
<b>07650 L450 7+7LV 225 03 IP64</b>	72 662 00	Trunking with connectors (4 pcs.) every 2,212.5 mm, continuous-line application, pre-assembled coupling, silver, 1 piece	4,471 x 78.5 x 50	8.2
7LV+7LV, silver, multi-pack				
<b>07650 L225 7+7LV E 225 03 IP64p4</b>	72 791 00	Trunking with connectors (2 pcs.) every 2,212.5 mm, individual continuous line luminaires or continuous line ends, silver, 4 pieces	2,258 x 78.5 x 50	4.1
<b>07650 L225 7+7LV 225 03 IP64p4</b>	73 499 00	Trunking with connectors (2 pcs.) every 2,212.5 mm, continuous-line application, pre-assembled coupling, silver, 4 pieces	2,258 x 78.5 x 50	4.5
<b>07650 L450 7+7LV 225 03 IP64p4</b>	72 785 00	Trunking with connectors (4 pcs.) every 2,212.5 mm, continuous-line application, pre-assembled coupling, silver, 4 pieces	4,471 x 78.5 x 50	8.2

## Transparent cover for IP64 Fix trunking

Trunking 07650 IP64



Reference	TOC	Description	Length (mm)	≈kg (pc.)
Individual packaging				
<b>07650 TA 150 IP64</b>	72 704 00	Transparent cover, 1 piece	1,506	0.6
<b>07650 TA 225 IP64</b>	72 703 00	Transparent cover, 1 piece	2,243	0.8
<b>07650 TA 300 IP64</b>	72 702 00	Transparent cover, 1 piece	2,981	1.0
<b>07650 TA 450 IP64</b>	72 701 00	Transparent cover, 1 piece	4,456	1.6
Multi-pack				
<b>07650 TA 150 IP64 p4</b>	72 780 00	Transparent cover, 4 pieces	1,506	0.6
<b>07650 TA 225 IP64 p4</b>	72 781 00	Transparent cover, 4 pieces	2,243	0.8
<b>07650 TA 300 IP64 p4</b>	72 782 00	Transparent cover, 4 pieces	2,981	1.0
<b>07650 TA 450 IP64 p4</b>	72 783 00	Transparent cover, 4 pieces	4,456	1.6

## End caps for IP64 Fix trunking

Trunking 07650 IP64



Reference	TOC	Description	≈kg (pc.)
<b>07650 KS IP64 03</b>	72 706 00	End cap, including seal and bar, silver, 1 piece	0.1

## Coupling sealing for IP64 Fix trunking

Trunking 07650 IP64



Reference	TOC	Description	≈kg (pc.)
<b>07650 KD IP64 03*</b>	72 705 00	Coupling sealing, including seal and bar, visible from outside, silver, 1 piece	0.1

\* When planning and installing, please note the new dimensions in the continuous line due to the coupling sealing. Please observe installation instructions.

## Blanking covers (plastic) for Fix trunking 07650 (IP20/IP64)

Trunking 07650...BL



Reference	TOC	Description	Length (mm)	≈kg (pc.)
White				
<b>07650 BL L37 01</b>	72 592 00	Blanking cover of PVC, white, 1 piece	336.80	0.1
<b>07650 BL L75 01</b>	72 591 00	Blanking cover of PVC, white, 1 piece	737.50	0.1
<b>07650 BL L112 01</b>	72 590 00	Blanking cover of PVC, white, 1 piece	1,106.80	0.2
<b>07650 BL L150 01</b>	72 589 00	Blanking cover of PVC, white, 1 piece	1,475.00	0.2
<b>07650 BL L187 01</b>	72 588 00	Blanking cover of PVC, white, 1 piece	1,843.80	0.3
<b>07650 BL L225 01</b>	72 587 00	Blanking cover of PVC, white, 1 piece	2,211.50	0.3
Silver				
<b>07650 BL L37 03</b>	72 598 00	Blanking cover of PVC, silver, 1 piece	336.80	0.1
<b>07650 BL L75 03</b>	72 597 00	Blanking cover of PVC, silver, 1 piece	737.50	0.1
<b>07650 BL L112 03</b>	72 596 00	Blanking cover of PVC, silver, 1 piece	1,106.80	0.2
<b>07650 BL L150 03</b>	72 595 00	Blanking cover of PVC, silver, 1 piece	1,475.00	0.2
<b>07650 BL L187 03</b>	72 594 00	Blanking cover of PVC, silver, 1 piece	1,843.80	0.3
<b>07650 BL L225 03</b>	72 593 00	Blanking cover of PVC, silver, 1 piece	2,211.50	0.3
Black				
<b>07650 BL L37 05</b>	72 604 00	Blanking cover of PVC, black, 1 piece	336.80	0.1
<b>07650 BL L75 05</b>	72 603 00	Blanking cover of PVC, black, 1 piece	737.50	0.1
<b>07650 BL L112 05</b>	72 602 00	Blanking cover of PVC, black, 1 piece	1,106.80	0.2
<b>07650 BL L150 05</b>	72 601 00	Blanking cover of PVC, black, 1 piece	1,475.00	0.2
<b>07650 BL L187 05</b>	72 600 00	Blanking cover of PVC, black, 1 piece	1,843.80	0.3
<b>07650 BL L225 05</b>	72 599 00	Blanking cover of PVC, black, 1 piece	2,211.50	0.3

# ACCESSORIES FOR FIX TRUNKING IP50

## Blanking covers (plastic) for Fix trunking 07650 (IP50)

Trunking 07650IP...BL



Reference	TOC	Description	Length (mm)	≈kg (pc.)
White				
07650IP BL L37 01	77 132 00	Blanking cover of PVC, protection rating IP50, white, 1 piece	336.80	0.1
07650IP BL L75 01	77 135 00	Blanking cover of PVC, protection rating IP50, white, 1 piece	737.50	0.1
07650IP BL L112 01	77 120 00	Blanking cover of PVC, protection rating IP50, white, 1 piece	1,106.80	0.2
07650IP BL L150 01	77 123 00	Blanking cover of PVC, protection rating IP50, white, 1 piece	1,475.00	0.2
07650IP BL L187 01	77 126 00	Blanking cover of PVC, protection rating IP50, white, 1 piece	1,843.80	0.3
07650IP BL L225 01	77 129 00	Blanking cover of PVC, protection rating IP50, white, 1 piece	2,211.50	0.3
Silver				
07650IP BL L37 03	77 133 00	Blanking cover of PVC, protection rating IP50, silver, 1 piece	336.80	0.1
07650IP BL L75 03	77 136 00	Blanking cover of PVC, protection rating IP50, silver, 1 piece	737.50	0.1
07650IP BL L112 03	77 121 00	Blanking cover of PVC, protection rating IP50, silver, 1 piece	1,106.80	0.2
07650IP BL L150 03	77 124 00	Blanking cover of PVC, protection rating IP50, silver, 1 piece	1,475.00	0.2
07650IP BL L187 03	77 127 00	Blanking cover of PVC, protection rating IP50, silver, 1 piece	1,843.80	0.3
07650IP BL L225 03	77 130 00	Blanking cover of PVC, protection rating IP50, silver, 1 piece	2,211.50	0.3
Black				
07650IP BL L37 05	77 134 00	Blanking cover of PVC, protection rating IP50, black, 1 piece	336.80	0.1
07650IP BL L75 05	77 137 00	Blanking cover of PVC, protection rating IP50, black, 1 piece	737.50	0.1
07650IP BL L112 05	77 122 00	Blanking cover of PVC, protection rating IP50, black, 1 piece	1,106.80	0.2
07650IP BL L150 05	77 125 00	Blanking cover of PVC, protection rating IP50, black, 1 piece	1,475.00	0.2
07650IP BL L187 05	77 128 00	Blanking cover of PVC, protection rating IP50, black, 1 piece	1,843.80	0.3
07650IP BL L225 05	77 131 00	Blanking cover of PVC, protection rating IP50, black, 1 piece	2,211.50	0.3

## Blanking covers (plastic) for refurbishing T8 trunking (IP20)

Trunking 07650...BL...



Reference	TOC	Description	Length (mm)	≈kg (pc.)
White				
07650 BL L5 01	76 883 00	Blanking cover of PVC, white, 1 piece	55	0.1
Silver				
07650 BL L5 03	76 884 00	Blanking cover of PVC, silver, 1 piece	55	0.1
Black				
07650 BL L5 05	76 885 00	Blanking cover of PVC, black, 1 piece	55	0.1

## Blanking covers (metal with contact) for Fix trunking 07650 (IP20/IP64)

Trunking 07650...BL...5-pol



Reference	TOC	Description	Length (mm)	≈kg (pc.)
White				
07650 BL-M 5-pol L37 01	72 250 00	Blanking cover made of sheet steel with 5-pole contact, white, 1 piece	336.80	0.4
07650 BL-M 5-pol L75 01	72 251 00	Blanking cover made of sheet steel with 5-pole contact, white, 1 piece	737.50	0.7
07650 BL-M 5-pol L112 01	72 252 00	Blanking cover made of sheet steel with 5-pole contact, white, 1 piece	1,106.80	1.0
07650 BL-M 5-pol L150 01	72 253 00	Blanking cover made of sheet steel with 5-pole contact, white, 1 piece	1,475.00	1.3
07650 BL-M 5-pol L187 01	72 254 00	Blanking cover made of sheet steel with 5-pole contact, white, 1 piece	1,843.80	1.5
07650 BL-M 5-pol L225 01	72 255 00	Blanking cover made of sheet steel with 5-pole contact, white, 1 piece	2,211.50	1.8
Silver				
07650 BL-M 5-pol L37 03	72 256 00	Blanking cover made of sheet steel with 5-pole contact, silver, 1 piece	336.80	0.4
07650 BL-M 5-pol L75 03	72 257 00	Blanking cover made of sheet steel with 5-pole contact, silver, 1 piece	737.50	0.7
07650 BL-M 5-pol L112 03	72 258 00	Blanking cover made of sheet steel with 5-pole contact, silver, 1 piece	1,106.80	1.0
07650 BL-M 5-pol L150 03	72 259 00	Blanking cover made of sheet steel with 5-pole contact, silver, 1 piece	1,475.00	1.3
07650 BL-M 5-pol L187 03	72 260 00	Blanking cover made of sheet steel with 5-pole contact, silver, 1 piece	1,843.80	1.5
07650 BL-M 5-pol L225 03	72 261 00	Blanking cover made of sheet steel with 5-pole contact, silver, 1 piece	2,211.50	1.8
Black				
07650 BL-M 5-pol L37 05	72 262 00	Blanking cover made of sheet steel with 5-pole contact, black, 1 piece	336.80	0.4
07650 BL-M 5-pol L75 05	72 263 00	Blanking cover made of sheet steel with 5-pole contact, black, 1 piece	737.50	0.7
07650 BL-M 5-pol L112 05	72 264 00	Blanking cover made of sheet steel with 5-pole contact, black, 1 piece	1,106.80	1.0
07650 BL-M 5-pol L150 05	72 265 00	Blanking cover made of sheet steel with 5-pole contact, black, 1 piece	1,475.00	1.3
07650 BL-M 5-pol L187 05	72 266 00	Blanking cover made of sheet steel with 5-pole contact, black, 1 piece	1,843.80	1.5
07650 BL-M 5-pol L225 05	72 267 00	Blanking cover made of sheet steel with 5-pole contact, black, 1 piece	2,211.50	1.8

**Note:** the system is designed for maximum 6A

## Blanking covers (metal with contact) for Fix trunking 07650 (IP50)

Trunking 07650IP...BL...5-pol



Reference	TOC	Description	Length (mm)	≈kg (pc.)
White				
07650IP BL-M 5-pol L37 01	77 846 00	Blanking cover made of sheet steel with 5-pole contact, protection rating IP50, white, 1 piece	336.80	0.4
07650IP BL-M 5-pol L75 01	77 859 00	Blanking cover made of sheet steel with 5-pole contact, protection rating IP50, white, 1 piece	737.50	0.7
07650IP BL-M 5-pol L112 01	77 860 00	Blanking cover made of sheet steel with 5-pole contact, protection rating IP50, white, 1 piece	1,106.80	1.0
07650IP BL-M 5-pol L150 01	77 861 00	Blanking cover made of sheet steel with 5-pole contact, protection rating IP50, white, 1 piece	1,475.00	1.3
07650IP BL-M 5-pol L187 01	77 862 00	Blanking cover made of sheet steel with 5-pole contact, protection rating IP50, white, 1 piece	1,843.80	1.5
07650IP BL-M 5-pol L225 01	77 863 00	Blanking cover made of sheet steel with 5-pole contact, protection rating IP50, white, 1 piece	2,211.50	1.8
Silver				
07650IP BL-M 5-pol L37 03	77 864 00	Blanking cover made of sheet steel with 5-pole contact, protection rating IP50, silver, 1 piece	336.80	0.4
07650IP BL-M 5-pol L75 03	77 865 00	Blanking cover made of sheet steel with 5-pole contact, protection rating IP50, silver, 1 piece	737.50	0.7
07650IP BL-M 5-pol L112 03	77 866 00	Blanking cover made of sheet steel with 5-pole contact, protection rating IP50, silver, 1 piece	1,106.80	1.0
07650IP BL-M 5-pol L150 03	77 867 00	Blanking cover made of sheet steel with 5-pole contact, protection rating IP50, silver, 1 piece	1,475.00	1.3
07650IP BL-M 5-pol L187 03	77 868 00	Blanking cover made of sheet steel with 5-pole contact, protection rating IP50, silver, 1 piece	1,843.80	1.5
07650IP BL-M 5-pol L225 03	77 869 00	Blanking cover made of sheet steel with 5-pole contact, protection rating IP50, silver, 1 piece	2,211.50	1.8
Black				
07650IP BL-M 5-pol L37 05	77 870 00	Blanking cover made of sheet steel with 5-pole contact, protection rating IP50, black, 1 piece	336.80	0.4
07650IP BL-M 5-pol L75 05	77 871 00	Blanking cover made of sheet steel with 5-pole contact, protection rating IP50, black, 1 piece	737.50	0.7
07650IP BL-M 5-pol L112 05	77 872 00	Blanking cover made of sheet steel with 5-pole contact, protection rating IP50, black, 1 piece	1,106.80	1.0
07650IP BL-M 5-pol L150 05	77 873 00	Blanking cover made of sheet steel with 5-pole contact, protection rating IP50, black, 1 piece	1,475.00	1.3
07650IP BL-M 5-pol L187 05	77 874 00	Blanking cover made of sheet steel with 5-pole contact, protection rating IP50, black, 1 piece	1,843.80	1.5
07650IP BL-M 5-pol L225 05	77 875 00	Blanking cover made of sheet steel with 5-pole contact, protection rating IP50, black, 1 piece	2,211.50	1.8

**Note:** the system is designed for maximum 6A

## End caps for Fix trunkings 07650 (IP20)

Trunking 07650...KS



Reference	TOC	Description	≈kg (pc.)
White			
<b>07650 KS 01</b>	72 605 00	End cap, white, 1 piece	0,1
Silver			
<b>07650 KS 03</b>	72 606 00	End cap, silver, 1 piece	0,1
Black			
<b>07650 KS 05</b>	72 607 00	End cap, black, 1 piece	0,1

## End caps for Fix trunkings 07650 (IP50)

Trunking 07650IP...KS



Reference	TOC	Description	≈kg (pc.)
White			
<b>07650IP KS 01</b>	77 896 00	End cap, protection rating IP50, white, 1 piece	0,1
Silver			
<b>07650IP KS 03</b>	77 897 00	End cap, protection rating IP50, silver, 1 piece	0,1
Black			
<b>07650IP KS 05</b>	77 898 00	End cap, protection rating IP50, black, 1 piece	0,1

## Coupling sealing for Fix trunkings (IP50)

Trunking 07650...KD...IP50



Reference	TOC	Description	≈kg (pc.)
White			
<b>07680KD sealing</b>	21 887 00	Coupling sealing, positioned within, concealed from outside, 1 piece	0.1

## Sealing strip for Fix trunking (IP50)

Trunking 07650...DS...IP50



Reference	TOC	Description	≈kg (pc.)
<b>07650IP DS 01</b>	77 915 00	Sealing strip for sealing the interface between the inserts, not visible from the outside, 1 piece	0,1


Notes on replacement accessories:

The **coupling seal** for Fix trunkings (IP50) is only required in case of refurbishing existing trunkings (07650...) in order to maintain the protection rating IP50 allround. The seal is not required for use in E-Line Next Fix trunkings.

The **sealing strip** for Fix trunkings (IP50) is automatically supplied with the IP50 luminaire insert (7651IP) and blanking covers 07650IP BL. Therefore, this accessory is only to be considered as a replacement accessory.

## Fastener

Trunking 07650



Reference	TOC	Description	≈kg (pc.)
White			
<b>07680KD sealing</b>	21 887 00	Coupling sealing, positioned within, concealed from outside, 1 piece	0.1
Surface mounting, ceiling mounting, individual packaging			
<b>D01X</b>	23 212 00	Fixing clamp for direct ceiling mounting, 1 piece	0.1
<b>D01X with Caddy-Clip</b>	40 689 99	Fixing clamp with Caddy Clip for quick installation to suitable profile steel, 1 piece	0.1
<b>D01X with Caddy-Clip 01</b>	40 688 99	Fixing clamp with Caddy Clip for quick installation to suitable profile steel, white, 1 piece	0.1
Surface mounting, ceiling mounting, multi-pack			
<b>D01X p2</b>	23 213 00	Fixing clamp for direct ceiling mounting, 2 pieces	0.1
<b>D01X with Caddy-Clip p2</b>	72 709 00	Fixing clamp with Caddy Clip for quick installation to suitable profile steel, 2 pieces	0.1
<b>D01X with Caddy-Clip 01 p2</b>	72 710 00	Fixing clamp with Caddy Clip for quick installation to suitable profile steel, white, 2 pieces	0.1
Suspended, wire suspension, individual packaging			
<b>A01SX/1500</b>	22 307 00	Wire suspension with suspension clamp and wire with loop 1,500 mm long, continuously adjustable without tools, 1 piece	0.1
<b>A01SX/3000</b>	36 644 99	Wire suspension with suspension clamp and wire with loop 3,000 mm long, continuously adjustable without tools, 1 piece	0.1
<b>A01SX/5000</b>	72 346 00	Wire suspension with suspension clamp and wire with loop 5,000 mm long, continuously adjustable without tools, 1 piece	0.1
<b>A01DSX/1500</b>	22 296 00	Decorative wire suspension with suspension clamp, ceiling roses and wire 1,500 mm long, continuously adjustable without tools, 1 piece	0.1
<b>A01DSX/3000</b>	72 343 00	Decorative wire suspension with suspension clamp, ceiling roses and wire 3,000 mm long, continuously adjustable without tools, 1 piece	0.1
<b>A01DSX/5000</b>	72 344 00	Decorative wire suspension with suspension clamp, ceiling roses and wire 5,000 mm long, continuously adjustable without tools, 1 piece	0.1
<b>A01DSXK ERS</b>	60 558 00	Decorative wire suspension with carabiner hook, 1,500 mm long, continuously adjustable without tools, 1 piece	0.1
<b>A01DSXT ERS</b>	60 560 00	Decorative wire suspension with trapezoid bracket, 1,500 mm long, continuously adjustable without tools, 1 piece	0.1
<b>A01DSXOE/1500</b>	76 949 00	Decorative wire suspension with suspension clamp and wire with eyelet, 1,500 mm long, continuously adjustable without tools, 1 piece	0.1
<b>A01DSXOE/3000</b>	76 950 00	Decorative wire suspension with suspension clamp and wire with eyelet, 3,000 mm long, continuously adjustable without tools, 1 piece	0.1
<b>A01DSXOE/6000</b>	76 951 00	Decorative wire suspension with suspension clamp and wire with eyelet, 6,000 mm long, continuously adjustable without tools, 1 piece	0.1

# ACCESSORIES FOR FIX TRUNKING IP20/IP64

Reference	TOC	Description	≈kg (pc.)
<b>E03KX</b>	23 428 00	Suspension clamp for chain mounting, in combination with A01DSXT ERS and A01DSXK ERS, 1 piece	0.1
<b>E03SX</b>	23 432 00	Suspension clamp, for wire suspensions in combination with E 06 and E 03, 1 piece	0.1
Suspended, wire suspension, multi-pack			
<b>A01SX/1500 p2</b>	22 308 00	Wire suspension with suspension clamp and wire with loop 1,500 mm long, continuously adjustable without tools, 2 pieces	0.1
<b>A01SX/3000 p2</b>	72 711 00	Wire suspension with suspension clamp and wire with loop 3,000 mm long, continuously adjustable without tools, 2 pieces	0.1
<b>A01SX/5000 p2</b>	72 712 00	Wire suspension with suspension clamp and wire with loop 5,000 mm long, continuously adjustable without tools, 2 pieces	0.1
<b>A01DSX/1500 p2</b>	22 297 00	Decorative wire suspension with suspension clamp, ceiling roses and wire 1,500 mm long, continuously adjustable without tools, 2 pieces	0.1
<b>A01DSX/3000 p2</b>	36 619 99	Decorative wire suspension with suspension clamp, ceiling roses and wire 3,000 mm long, continuously adjustable without tools, 2 pieces	0.1
<b>A01DSX/5000 p2</b>	36 621 99	Decorative wire suspension with suspension clamp, ceiling roses and wire 5,000 mm long, continuously adjustable without tools, 2 pieces	0.1
<b>A01DSXOE/1500 p2</b>	76 952 00	Decorative wire suspension with suspension clamp and wire with eyelet, 1,500 mm long, continuously adjustable without tools, 2 pieces	0.1
<b>A01DSXOE/3000 p2</b>	76 953 00	Decorative wire suspension with suspension clamp and wire with eyelet, 3,000 mm long, continuously adjustable without tools, 2 pieces	0.1
<b>A01DSXOE/6000 p2</b>	76 954 00	Decorative wire suspension with suspension clamp and wire with eyelet, 6,000 mm long, continuously adjustable without tools, 2 pieces	0.1
<b>E03SX p2</b>	23 433 00	Suspension clamp, for wire suspensions in combination with E 06 and E 03, 2 pieces	0.1
Suspended, chain suspension, individual packaging			
<b>A01SKX/1500</b>	72 345 00	Suspension clamp, height adjustable without tools, for chain suspension with chain 1,500 mm long, 1 piece	0.3
<b>A01KX/1500</b>	22 301 00	Suspension clamp, with turnbuckle, height adjustable without tools for chain suspension with chain 1,500 mm, 1 piece	0.3
<b>E03KX</b>	23 428 00	Suspension clamp, for chain suspension, 1 piece	0.1
<b>E03SKX</b>	61 889 00	Suspension clamp, height adjustable without tools, for chain suspension, 1 piece	0.1
Suspended, chain suspension, individual packaging			
<b>A01SKX/1500 p2</b>	72 708 00	Suspension clamp, height adjustable, without tools, for chain suspension with chain 1,500 mm long, 2 pieces	0.3
<b>A01KX/1500 p2</b>	22 302 00	Suspension clamp, with turnbuckle, height adjustable without tools, for chain suspension with chain 1,500 mm, 2 pieces	0.3
<b>E03KX p5</b>	23 429 00	Suspension clamp, for chain suspension, 5 pieces	0.1
<b>E03SKX p5</b>	69 792 00	Suspension clamp, height adjustable without tools, for chain suspension, 5 pieces	0.1
Further fixing accessories			
<b>E 04</b>	23 434 00	Link chain length 20 m, can be cut to length on site	4.5

## Further accessories for Fix trunking

### Trunking 07650



Reference	TOC	Description	≈kg (pc.)
<b>E 06</b>	23 437 00	Steel wire length 20 m, with quick adhesive for securing the wire ends	0.3
<b>E 05 N</b>	23 436 00	Turnbuckle with carabiner hook, 1 piece	0.1
<b>E 01</b>	23 420 00	Ceiling fixing plate with carabiner hook, 1 piece	0.2
<b>07690 LHA</b>	21 952 00	Cable restraint, outside and above the grid, 1 piece	0.1
<b>07690 LHI</b>	21 953 00	Inner cable restraint, 10 pieces	0.1
<b>07690 SK</b>	21 959 00	Female connectors for ribbon cable wiring, 1 piece	0.1
<b>07690 TO</b>	21 967 00	Female connectors for electrical contacting of single wires, 1 piece	0.1
<b>07690 VV</b>	21 973 00	Wiring connector, 7-pole plug socket pair, 1 piece	0.1
<b>07690 VS</b>	68 223 00	Electrical feed, 7-pole, for rigid wires, 1 piece	0.1
<b>07690 VS 2,5² L100</b>	68 221 00	Fast feed, 7-pole plug including cable 100 mm for electronic contacting of flexible single wires	0.1
<b>07690/1LV 2,5² L300</b>	68 222 00	Fast feed, cable 300 mm including plug terminal for central infeed	0.1
<b>07650 FLEX ANS-LTG 3POL</b>	69 121 00	Flex cable 3-pole for switchable gear trays for ideal positioning of the gear tray within a continuous line*	0.1
<b>07650 FLEX ANS-LTG 5POL</b>	69 122 00	Flex cable 5-pole for dimmable gear trays for ideal positioning of the gear tray within a continuous line*	0.1
<b>07750/07650 VD p16</b>	72 794 00	Locking latch for convenient gear tray opening and installation, 16 pieces	0.1
<b>07750/07650 VK 01 p4</b>	73 527 00	Locking cap for concealing the locking latch openings, white, 4 pieces	0.1
<b>07750/07650 VK 03 p4</b>	73 528 00	Locking cap for concealing the locking latch openings, silver, 4 pieces	0.1
<b>07750/07650 VK 05 p4</b>	73 529 00	Locking cap for concealing the locking latch openings, black, 4 pieces	0.1
<b>07650Fi Connector 1-pol</b>	76 882 00	Connector, 1-pole as replacement or for extension of the electrical contact. For E-Line 7650 FIX continuous line system, white.	0.1

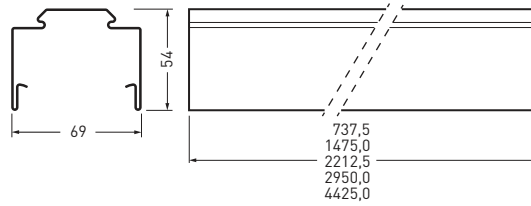
\*Collision points of the plug system with e.g. electronic control gear units or other components must be prevented during planning and installation. Please observe installation instructions.



# FLEX TRUNKING 07750 WITH PROTECTION RATING IP20

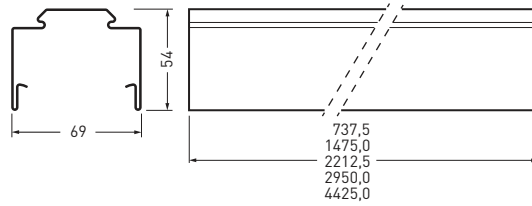
## Trunking, factory pre-wired

Trunking 07670 IP20



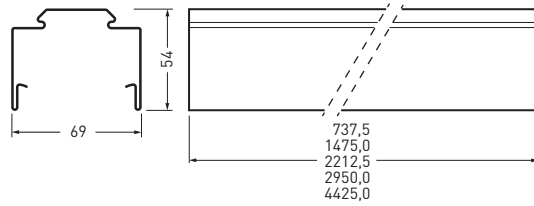
Reference	TOC	Description	Dimensions L x W x H (mm)	≈kg (pc.)
7LV, white, individual packaging				
<b>07750 L75 7LV 01</b>	72 609 00	Trunking with continuous current conducting profile, continuous-line application, electrical connectors and coupling pre-assembled, white, 1 piece	737.5 x 69 x 54	1.4
<b>07750 L150 7LV 01</b>	72 615 00	Trunking with continuous current conducting profile, continuous-line application, electrical connectors and coupling pre-assembled, white, 1 piece	1,475.0 x 69 x 54	2.3
<b>07750 L225 7LV 01</b>	72 621 00	Trunking with continuous current conducting profile, continuous-line application, electrical connectors and coupling pre-assembled, white, 1 piece	2,212.5 x 69 x 54	3.2
<b>07750 L300 7LV 01</b>	72 654 00	Trunking with continuous current conducting profile, continuous-line application, electrical connectors and coupling pre-assembled, white, 1 piece	2,950.0 x 69 x 54	4.2
<b>07750 L450 7LV 01</b>	72 627 00	Trunking with continuous current conducting profile, continuous-line application, electrical connectors and coupling pre-assembled, white, 1 piece	4,425.0 x 69 x 54	6.1
7LV, white, multi-pack				
<b>07750 L300 7LV 01p40</b>	72 694 00	Trunking with continuous current conducting profile, continuous-line application, electrical connectors and coupling pre-assembled, white, 40 pieces	2,950.0 x 69 x 54	4.2
<b>07750 L450 7LV 01p40</b>	72 695 00	Trunking with continuous current conducting profile, continuous-line application, electrical connectors and coupling pre-assembled, white, 40 pieces	4,425.0 x 69 x 54	6.1
11LV, white, individual packaging				
<b>07750 L75 11LV 01</b>	72 612 00	Trunking with continuous current conducting profile, continuous-line application, electrical connectors and coupling pre-assembled, white, 1 piece	737.5 x 69 x 54	1.4
<b>07750 L150 11LV 01</b>	72 618 00	Trunking with continuous current conducting profile, continuous-line application, electrical connectors and coupling pre-assembled, white, 1 piece	1,475.0 x 69 x 54	2.3
<b>07750 L225 11LV 01</b>	72 624 00	Trunking with continuous current conducting profile, continuous-line application, electrical connectors and coupling pre-assembled, white, 1 piece	2,212.5 x 69 x 54	3.2
<b>07750 L300 11LV 01</b>	72 651 00	Trunking with continuous current conducting profile, continuous-line application, electrical connectors and coupling pre-assembled, white, 1 piece	2,950.0 x 69 x 54	4.2
<b>07750 L450 11LV 01</b>	72 630 00	Trunking with continuous current conducting profile, continuous-line application, electrical connectors and coupling pre-assembled, white, 1 piece	4,425.0 x 69 x 54	6.1
11LV, white, multi-pack				
<b>07750 L300 11LV 01p40</b>	72 699 00	Trunking with continuous current conducting profile, continuous-line application, electrical connectors and coupling pre-assembled, white, 40 pieces	2,950.0 x 69 x 54	4.2
<b>07750 L450 11LV 01p40</b>	72 700 00	Trunking with continuous current conducting profile, continuous-line application, electrical connectors and coupling pre-assembled, white, 40 pieces	4,425.0 x 69 x 54	6.1

# FLEX TRUNKING 07750 WITH PROTECTION RATING IP20



Reference	TOC	Description	Dimensions L x W x H (mm)	≈kg (pc.)
7LV, silver, individual packaging				
<b>07750 L75 7LV 03</b>	72 610 00	Trunking with continuous current conducting profile, continuous-line application, electrical connectors and coupling pre-assembled, silver, 1 piece	737.5 x 69 x 54	1.4
<b>07750 L150 7LV 03</b>	72 616 00	Trunking with continuous current conducting profile, continuous-line application, electrical connectors and coupling pre-assembled, silver, 1 piece	1,475.0 x 69 x 54	2.3
<b>07750 L225 7LV 03</b>	72 622 00	Trunking with continuous current conducting profile, continuous-line application, electrical connectors and coupling pre-assembled, silver, 1 piece	2,212.5 x 69 x 54	3.2
<b>07750 L300 7LV 03</b>	72 655 00	Trunking with continuous current conducting profile, continuous-line application, electrical connectors and coupling pre-assembled, silver, 1 piece	2,950.0 x 69 x 54	4.2
<b>07750 L450 7LV 03</b>	72 628 00	Trunking with continuous current conducting profile, continuous-line application, electrical connectors and coupling pre-assembled, silver, 1 piece	4,425.0 x 69 x 54	6.1
7LV, silver, multi-pack				
<b>07750 L300 7LV 03p40</b>	72 796 00	Trunking with continuous current conducting profile, continuous-line application, electrical connectors and coupling pre-assembled, silver, 40 pieces	2,950.0 x 69 x 54	4.2
<b>07750 L450 7LV 03p40</b>	72 797 00	Trunking with continuous current conducting profile, continuous-line application, electrical connectors and coupling pre-assembled, silver, 40 pieces	4,425.0 x 69 x 54	6.1
11LV, silver, individual packaging				
<b>07750 L75 11LV 03</b>	72 613 00	Trunking with continuous current conducting profile, continuous-line application, electrical connectors and coupling pre-assembled, silver, 1 piece	737.5 x 69 x 54	1.4
<b>07750 L150 11LV 03</b>	72 619 00	Trunking with continuous current conducting profile, continuous-line application, electrical connectors and coupling pre-assembled, silver, 1 piece	1,475.0 x 69 x 54	2.3
<b>07750 L225 11LV 03</b>	72 625 00	Trunking with continuous current conducting profile, continuous-line application, electrical connectors and coupling pre-assembled, silver, 1 piece	2,212.5 x 69 x 54	3.2
<b>07750 L300 11LV 03</b>	72 652 00	Trunking with continuous current conducting profile, continuous-line application, electrical connectors and coupling pre-assembled, silver, 1 piece	2,950.0 x 69 x 54	4.2
<b>07750 L450 11LV 03</b>	72 631 00	Trunking with continuous current conducting profile, continuous-line application, electrical connectors and coupling pre-assembled, silver, 1 piece	4,425.0 x 69 x 54	6.1
11LV, silver, multi-pack				
<b>07750 L300 11LV 03p40</b>	72 798 00	Trunking with continuous current conducting profile, continuous-line application, electrical connectors and coupling pre-assembled, silver, 40 pieces	2,950.0 x 69 x 54	4.2
<b>07750 L450 11LV 03p40</b>	72 799 00	Trunking with continuous current conducting profile, continuous-line application, electrical connectors and coupling pre-assembled, silver, 40 pieces	4,425.0 x 69 x 54	6.1

# FLEX TRUNKING 07750 WITH PROTECTION RATING IP20



Reference	TOC	Description	Dimensions L x W x H (mm)	≈kg (pc.)
7LV, black, individual packaging				
<b>07750 L75 7LV 05</b>	72 611 00	Trunking with continuous current conducting profile, continuous-line application, electrical connectors and coupling pre-assembled, black, 1 piece	737.5 x 69 x 54	1.4
<b>07750 L150 7LV 05</b>	72 617 00	Trunking with continuous current conducting profile, continuous-line application, electrical connectors and coupling pre-assembled, black, 1 piece	1,475.0 x 69 x 54	2.3
<b>07750 L225 7LV 05</b>	72 623 00	Trunking with continuous current conducting profile, continuous-line application, electrical connectors and coupling pre-assembled, black, 1 piece	2,212.5 x 69 x 54	3.2
<b>07750 L300 7LV 05</b>	72 656 00	Trunking with continuous current conducting profile, continuous-line application, electrical connectors and coupling pre-assembled, black, 1 piece	2,950.0 x 69 x 54	4.2
<b>07750 L450 7LV 05</b>	72 629 00	Trunking with continuous current conducting profile, continuous-line application, electrical connectors and coupling pre-assembled, black, 1 piece	4,425.0 x 69 x 54	6.1
7LV, black, multi-pack				
<b>07750 L300 7LV 05p40</b>	72 800 00	Trunking with continuous current conducting profile, continuous-line application, electrical connectors and coupling pre-assembled, black, 40 pieces	2,950.0 x 69 x 54	4.2
<b>07750 L450 7LV 05p40</b>	72 801 00	Trunking with continuous current conducting profile, continuous-line application, electrical connectors and coupling pre-assembled, black, 40 pieces	4,425.0 x 69 x 54	6.1
11LV, black, individual packaging				
<b>07750 L75 11LV 05</b>	72 614 00	Trunking with continuous current conducting profile, continuous-line application, electrical connectors and coupling pre-assembled, black, 1 piece	737.5 x 69 x 54	1.4
<b>07750 L150 11LV 05</b>	72 620 00	Trunking with continuous current conducting profile, continuous-line application, electrical connectors and coupling pre-assembled, black, 1 piece	1,475.0 x 69 x 54	2.3
<b>07750 L225 11LV 05</b>	72 626 00	Trunking with continuous current conducting profile, continuous-line application, electrical connectors and coupling pre-assembled, black, 1 piece	2,212.5 x 69 x 54	3.2
<b>07750 L300 11LV 05</b>	72 653 00	Trunking with continuous current conducting profile, continuous-line application, electrical connectors and coupling pre-assembled, black, 1 piece	2,950.0 x 69 x 54	4.2
<b>07750 L450 11LV 05</b>	72 632 00	Trunking with continuous current conducting profile, continuous-line application, electrical connectors and coupling pre-assembled, black, 1 piece	4,425.0 x 69 x 54	6.1
11LV, black, multi-pack				
<b>07750 L300 11LV 05p40</b>	72 802 00	Trunking with continuous current conducting profile, continuous-line application, electrical connectors and coupling pre-assembled, black, 40 pieces	2,950.0 x 69 x 54	4.2
<b>07750 L450 11LV 05p40</b>	72 803 00	Trunking with continuous current conducting profile, continuous-line application, electrical connectors and coupling pre-assembled, black, 40 pieces	4,425.0 x 69 x 54	6.1

## Blanking covers (plastic) for Flex trunking 07750 – IP20

Trunking 07750...BL



Reference	TOC	Description	Length (mm)	≈kg (pc.)
White				
<b>07750 BL L37 01</b>	72 650 00	Blanking cover of PVC, white, 1 piece	336.80	0.1
<b>07750 BL L75 01</b>	72 806 00	Blanking cover of PVC, white, 1 piece	737.50	0.2
<b>07750 BL L112 01</b>	72 810 00	Blanking cover of PVC, white, 1 piece	1,106.80	0.2
<b>07750 BL L150 01</b>	72 805 00	Blanking cover of PVC, white, 1 piece	1,475.00	0.3
<b>07750 BL L187 01</b>	72 807 00	Blanking cover of PVC, white, 1 piece	1,843.80	0.4
<b>07750 BL L225 01</b>	72 804 00	Blanking cover of PVC, white, 1 piece	2,211.50	0.4
Silver				
<b>07750 BL L37 03</b>	72 649 00	Blanking cover of PVC, silver, 1 piece	336.80	0.1
<b>07750 BL L75 03</b>	72 647 00	Blanking cover of PVC, silver, 1 piece	737.50	0.2
<b>07750 BL L112 03</b>	72 811 00	Blanking cover of PVC, silver, 1 piece	1,106.80	0.2
<b>07750 BL L150 03</b>	72 645 00	Blanking cover of PVC, silver, 1 piece	1,475.00	0.3
<b>07750 BL L187 03</b>	72 808 00	Blanking cover of PVC, silver, 1 piece	1,843.80	0.4
<b>07750 BL L225 03</b>	72 643 00	Blanking cover of PVC, silver, 1 piece	2,211.50	0.4
Black				
<b>07750 BL L37 05</b>	72 648 00	Blanking cover of PVC, black, 1 piece	336.80	0.1
<b>07750 BL L75 05</b>	72 646 00	Blanking cover of PVC, black, 1 piece	737.50	0.2
<b>07750 BL L112 05</b>	72 812 00	Blanking cover of PVC, black, 1 piece	1,106.80	0.2
<b>07750 BL L150 05</b>	72 644 00	Blanking cover of PVC, black, 1 piece	1,475.00	0.3
<b>07750 BL L187 05</b>	72 809 00	Blanking cover of PVC, black, 1 piece	1,843.80	0.4
<b>07750 BL L225 05</b>	72 642 00	Blanking cover of PVC, black, 1 piece	2,211.50	0.4

## Blanking covers (metal with contact) for Flex trunking 07750– IP20

Trunking 07750...BL...5-pol



Reference	TOC	Description	Length (mm)	≈kg (pc.)
White				
07750 BL-M 5-pol L37 01	72 212 00	Blanking cover made of sheet steel with 5-pole contact, white, 1 piece	336.80	0.4
07750 BL-M 5-pol L75 01	72 213 00	Blanking cover made of sheet steel with 5-pole contact, white, 1 piece	737.50	0.7
07750 BL-M 5-pol L112 01	72 214 00	Blanking cover made of sheet steel with 5-pole contact, white, 1 piece	1,106.80	1.0
07750 BL-M 5-pol L150 01	72 215 00	Blanking cover made of sheet steel with 5-pole contact, white, 1 piece	1,475.00	1.3
07750 BL-M 5-pol L187 01	72 216 00	Blanking cover made of sheet steel with 5-pole contact, white, 1 piece	1,843.80	1.5
07750 BL-M 5-pol L225 01	72 217 00	Blanking cover made of sheet steel with 5-pole contact, white, 1 piece	2,211.50	1.8
Silver				
07750 BL-M 5-pol L37 03	72 218 00	Blanking cover made of sheet steel with 5-pole contact, silver, 1 piece	336.80	0.4
07750 BL-M 5-pol L75 03	72 219 00	Blanking cover made of sheet steel with 5-pole contact, silver, 1 piece	737.50	0.7
07750 BL-M 5-pol L112 03	72 220 00	Blanking cover made of sheet steel with 5-pole contact, silver, 1 piece	1,106.80	1.0
07750 BL-M 5-pol L150 03	72 221 00	Blanking cover made of sheet steel with 5-pole contact, silver, 1 piece	1,475.00	1.3
07750 BL-M 5-pol L187 03	72 222 00	Blanking cover made of sheet steel with 5-pole contact, silver, 1 piece	1,843.80	1.5
07750 BL-M 5-pol L225 03	72 223 00	Blanking cover made of sheet steel with 5-pole contact, silver, 1 piece	2,211.50	1.8
Black				
07750 BL-M 5-pol L37 05	72 224 00	Blanking cover made of sheet steel with 5-pole contact, black, 1 piece	336.80	0.4
07750 BL-M 5-pol L75 05	72 225 00	Blanking cover made of sheet steel with 5-pole contact, black, 1 piece	737.50	0.7
07750 BL-M 5-pol L112 05	72 226 00	Blanking cover made of sheet steel with 5-pole contact, black, 1 piece	1,106.80	1.0
07750 BL-M 5-pol L150 05	72 227 00	Blanking cover made of sheet steel with 5-pole contact, black, 1 piece	1,475.00	1.3
07750 BL-M 5-pol L187 05	72 228 00	Blanking cover made of sheet steel with 5-pole contact, black, 1 piece	1,843.80	1.5
07750 BL-M 5-pol L225 05	72 229 00	Blanking cover made of sheet steel with 5-pole contact, black, 1 piece	2,211.50	1.8

**Note:** the system is designed for maximum 6A

## End caps for for Flex trunking 07750 (IP20)

Trunking 07750...KS





Reference	TOC	Description	≈kg (pc.)
White			
07750 KS 01	72 639 00	End cap, white, 1 piece	0.1
Silver			
07750 KS 03	72 640 00	End cap, silver, 1 piece	0.1
Black			
07750 KS 05	72 641 00	End cap, black, 1 piece	0.1

# ACCESSORIES FOR FLEX TRUNKING 07750 – IP20

## Fastener

Trunking 07750Fl



Reference	TOC	Description	≈kg (pc.)
Surface mounting, ceiling mounting, individual packaging			
<b>D01X 07750</b>	72 713 00	Fixing clamp for direct ceiling mounting, 1 piece	0.1
<b>D01X 07750 m Caddy-Clip</b>	72 714 00	Fixing clamp with Caddy Clip for quick installation to suitable profile steel, 1 piece	0.1
<b>D01X 07750 m Caddy-Clip 01</b>	72 715 00	Fixing clamp with Caddy Clip for quick installation to suitable profile steel, white, 1 piece	0.1
Surface mounting, ceiling mounting, multi-pack			
<b>D01X 07750 p2</b>	72 716 00	Fixing clamp for direct ceiling mounting, 2 pieces	0.1
<b>D01X 07750 m Caddy-Clip p2</b>	72 717 00	Fixing clamp with Caddy Clip for quick installation to suitable profile steel, 2 pieces	0.1
<b>D01X 07750 m Caddy-Clip 01 p2</b>	72 718 00	Fixing clamp with Caddy Clip for quick installation to suitable profile steel, white, 2 pieces	0.1
Suspended, wire suspension, individual packaging			
<b>A01SX/1500 07750</b>	72 813 00	Wire suspension with suspension clamp and wire with loop 1,500 mm long, continuously adjustable without tools, 1 piece	0.1
<b>A01SX/3000 07750</b>	72 814 00	Wire suspension with suspension clamp and wire with loop 3,000 mm long, continuously adjustable without tools, 1 piece	0.1
<b>A01SX/5000 07750</b>	72 815 00	Wire suspension with suspension clamp and wire with loop 5,000 mm long, continuously adjustable without tools, 1 piece	0.1
<b>A01DSX/1500 07750</b>	72 816 00	Decorative wire suspension with suspension clamp, ceiling roses and wire 1,500 mm long, continuously adjustable without tools, 1 piece	0.1
<b>A01DSX/3000 07750</b>	72 817 00	Decorative wire suspension with suspension clamp, ceiling roses and wire 3,000 mm long, continuously adjustable without tools, 1 piece	0.1
<b>A01DSX/5000 07750</b>	72 818 00	Decorative wire suspension with suspension clamp, ceiling roses and wire 5,000 mm long, continuously adjustable without tools, 1 piece	0.1
<b>A01DSX0E/1500 07750</b>	76 955 00	Decorative wire suspension with suspension clamp and wire with eyelet, 1,500 mm long, continuously adjustable without tools, 1 piece	0.1
<b>A01DSX0E/3000 07750</b>	76 956 00	Decorative wire suspension with suspension clamp and wire with eyelet, 3,000 mm long, continuously adjustable without tools, 1 piece	0.1
<b>A01DSX0E/6000 07750</b>	76 957 00	Decorative wire suspension with suspension clamp and wire with eyelet, 6,000 mm long, continuously adjustable without tools, 1 piece	0.1
<b>E03SX 07750</b>	72 819 00	Suspension clamp for wire suspensions in combination with E 06 and E 03, 1 piece	0.1

# ACCESSORIES FOR FLEX TRUNKING 07750 – IP20

Reference	TOC	Description	≈kg (pc.)
Suspended, wire suspension, multi-pack			
<b>A01SX/1500 07750 p2</b>	72 824 00	Wire suspension with suspension clamp and wire with loop 1,500 mm long, continuously adjustable without tools, 2 pieces	0.1
<b>A01SX/3000 07750 p2</b>	72 825 00	Wire suspension with suspension clamp and wire with loop 3,000 mm long, continuously adjustable without tools, 2 pieces	0.1
<b>A01SX/5000 07750 p2</b>	72 826 00	Wire suspension with suspension clamp and wire with loop 5,000 mm long, continuously adjustable without tools, 2 pieces	0.1
<b>A01DSX/1500 07750 p2</b>	72 827 00	Decorative wire suspension with suspension clamp, ceiling roses and wire 1,500 mm long, continuously adjustable without tools, 2 pieces	0.1
<b>A01DSX/3000 07750 p2</b>	72 828 00	Decorative wire suspension with suspension clamp, ceiling roses and wire 3,000 mm long, continuously adjustable without tools, 2 pieces	0.1
<b>A01DSX/5000 07750 p2</b>	72 829 00	Decorative wire suspension with suspension clamp, ceiling roses and wire 5,000 mm long, continuously adjustable without tools, 2 pieces	0.1
<b>A01DSXOE/1500 07750 p2</b>	76 958 00	Decorative wire suspension with suspension clamp and wire with eyelet, 1,500 mm long, continuously adjustable without tools, 2 pieces	0.1
<b>A01DSXOE/3000 07750 p2</b>	76 959 00	Decorative wire suspension with suspension clamp and wire with eyelet, 3,000 mm long, continuously adjustable without tools, 2 pieces	0.1
<b>A01DSXOE/6000 07750 p2</b>	76 960 00	Decorative wire suspension with suspension clamp and wire with eyelet, 6,000 mm long, continuously adjustable without tools, 2 pieces	0.1
<b>E03SX 07750 p2</b>	72 830 00	Suspension clamp for wire suspensions in combination with E 06 and E 03, 2 pieces	0.1
Suspended, chain suspension, individual packaging			
<b>A01SKX/1500 07750</b>	72 822 00	Suspension clamp, height adjustable without tools, for chain suspension with chain 1,500 mm long, 1 piece	0.3
<b>A01KX/1500 07750</b>	72 823 00	Suspension clamp with turnbuckle, height adjustable without tools, for chain suspension with chain 1,500 mm, 1 piece	0.3
<b>E03KX 07750</b>	72 820 00	Suspension clamp for chain suspension, 1 piece	0.1
<b>E03SKX 07750</b>	72 821 00	Suspension clamp, height adjustable without tools, for chain suspension, 1 piece	0.1
Suspended, chain suspension, individual packaging			
<b>A01SKX/1500 07750 p2</b>	72 833 00	Suspension clamp, height adjustable without tools, for chain suspension with chain 1,500 mm long, 2 pieces	0.3
<b>A01KX/1500 07750 p2</b>	72 834 00	Suspension clamp with turnbuckle, height adjustable without tools, for chain suspension with chain 1,500 mm, 2 pieces	0.3
<b>E03KX 07750 p5</b>	72 831 00	Suspension clamp for chain suspension, 5 pieces	0.1
<b>E03SKX 07750 p5</b>	72 832 00	Suspension clamp, height adjustable without tools, for chain suspension, 5 pieces	0.1
Further fixing accessories			
<b>E 04</b>	23 434 00	Link chain length 20 m, can be cut to length on site	4.5
<b>E 06</b>	23 437 00	Steel wire length 20 m, with quick adhesive for securing the wire ends	0.3
<b>E 05 N</b>	23 436 00	Turnbuckle with carabiner hook, 1 piece	0.1
<b>E 01</b>	23 420 00	Ceiling fixing plate with carabiner hook, 1 piece	0.2

# ACCESSORIES FOR FLEX TRUNKING 07750 – IP20

## Further accessories for Flex trunking 07750

### Trunking 07750



Reference	TOC	Description	≈kg (pc.)
<b>07750 Ltg-H p10</b>	72 707 00	Cable restraint, 10 pieces	0.1
<b>07750 MultiT</b>	72 795 00	Mounting aid for fitting and removing the feed/electrical connector in the trunking, saw and drilling template as well as break-out spare latch parts for the mechanical lock	0.1
<b>07750 VF-7</b>	72 635 00	Feed element for flexible connection cables. 7-pole version	0.1
<b>07750 VF-11</b>	72 636 00	Feed element for flexible connection cables. 11-pole version	0.1
<b>07750 VS-7</b>	72 633 00	Feed element for rigid connection cables. 7-pole version	0.1
<b>07750 VS-11</b>	72 634 00	Feed element for rigid connection cables. 11-pole version	0.1
<b>07750 VV-7 L600</b>	72 637 00	Connecting element with 2 connectors and flexible cable for electrical connection of the E-Line Flex continuous line elements. 7-pole version	0.2
<b>07750 VV-11 L600</b>	72 638 00	Connecting element with 2 connectors and flexible cable for electrical connection of the E-Line Flex continuous line elements. 11-pole version	0.2
<b>07750/07650 VD p16</b>	72 794 00	Locking latch for convenient gear tray opening and installation, 16 pieces	0.1
<b>07750/07650 VK 01 p4</b>	73 527 00	Locking cap for concealing the locking latch openings, white, 4 pieces	0.1
<b>07750/07650 VK 03 p4</b>	73 528 00	Locking cap for concealing the locking latch openings, silver, 4 pieces	0.1
<b>07750/07650 VK 05 p4</b>	73 529 00	Locking cap for concealing the locking latch openings, black, 4 pieces	0.1
<b>07750 Connector 1-pol 03</b>	76 880 00	Plug, 1-pole as replacement or for extension of the electrical contact, for E-Line 7750 Flex continuous line system, silver-grey	0.1
<b>07750 Connector 1-pol 05</b>	76 881 00	Plug, 1-pole as replacement or for extension of the electrical contact, for E-Line 7750 Flex continuous line system, black	0.1

**TRILUX GmbH & Co. KG**

Heidestraße · D-59759 Arnsberg  
Postfach 19 60 · D-59753 Arnsberg  
Tel. +49 29 32.3 01-0  
Fax +49 29 32.3 01-3 75  
sales@trilux.com  
www.trilux.com

**TRILUX Vertrieb GmbH  
Key Account Management**

Heidestraße 4 · D-59759 Arnsberg  
Tel. +49 29 32.3 01-44 96  
Fax +49 29 32.3 01-49 70  
kam@trilux.com  
www.trilux.com

**TRILUX LIGHTING LIMITED**

TRILUX HOUSE, Winsford Way  
Boreham Interchange  
Chelmsford, Essex  
CM2 5PD  
Tel. +44 12 45.46 34 63  
Fax +44 12 45.46 26 46  
info.co.uk@trilux.com  
www.trilux.com

**TRILUX Česká republika s.r.o.**

Walterovo náměstí 329/3  
CZ-158 00, Praha 5  
Tel.: +420 272 706 351  
Fax: +420 235 524 588  
info.cz@trilux.com  
www.trilux.com

**TRILUX Hungária Kft.**

BudaPlaza Irodaház  
Budafoki u. 111.  
H-1117 Budapest  
Tel. +36 1.4 81 04 69  
Fax +36 1.4 81 04 70  
info.hu@trilux.com  
www.trilux.com

**TRILUX Lighting (India) Pvt. Ltd.**

719, International Trade Tower  
Nehru Place, New Delhi-110 019  
India  
Tel.: +91 (11) 4103 4322  
Fax: +91 (11) 4103 4122  
info.in@trilux.com  
www.trilux.com

**TRILUX Polska Sp. z o. o.**

Ul. Posag 7 Panien 1  
PL-02-495 Warszawa  
Tel. +48 22.6 71 62 88 (89)  
Fax +48 22.6 71 63 00  
trilux@trilux.com.pl  
www.trilux.com

**TRILUX Slovakia s.r.o.**

Galvaniho 7  
SK-82104 Bratislava  
Tel. +421 2 43 42 26 11  
Fax +421 2 43 42 26 27  
info.sk@trilux.com  
www.trilux.com

All technical data including dimensional and weight specifications have been compiled with due care. Errors reserved. Possible colour deviations are due to printing processes. We reserve the right to modify in the interest of progress. Luminaires are partly shown with separately ordered accessories. Images of installations may show custom-manufactured luminaires. This publication was printed on PEFC-certified paper in an environmentally friendly way.



