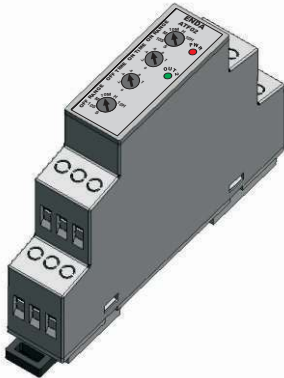




Read this document carefully before using this device. The guarantee will be expired by device damages if you don't attend to the directions in user manual. Also we don't accept any compensations for personal injury, material damage or capital disadvantages.

ENDA ATF02 Rail Mounted Flasher Analog Timer

Thank you for choosing ENDA ATF02 Rail mounted flasher analog timer.



- * Can be triggered with supply voltage.
- * Contact output for timing function
- * t_{ON} and t_{OFF} time durations can be adjusted separately.
- * 6 Different timing units (S, 10S, M, 10M, H, 10H)
- * Rail mounted.
- * Screw-terminal connection.
- * CE marked according to European Norms.

ORDER CODE	ATF02 -xV
Product Basic Code	
Rail Mounted	
Analog Timer	
Supply Voltage	
UV	90-250V AC
LV	24V AC/DC



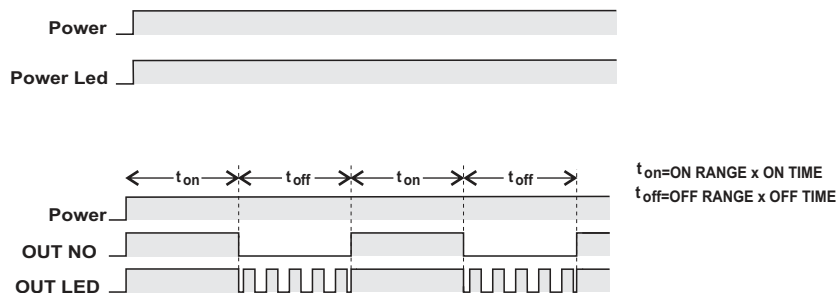
Technical Specifications

ENVIRONMENTAL CONDITIONS	
Ambient/storage temperature	0 ... +50°C/-25 ... +70°C (With no condensation and icing).
Max. relative humidity	Max. humidity 80% for temperatures up to 31°C decreasing linearly to 50% relative humidity at 40°C.
Rated pollution degree	IP20, According to EN 60529
Height	Max. 2000m
Do not use the device in locations subject to corrosive and flammable gasses.	
ELECTRICAL CHARACTERISTICS	
Supply voltage	90-250V AC 50/60Hz ; 24V AC/DC
Power consumption	Max. 10VA
Connection	Screw-terminal connection.
Scale	Can be adjusted between 0 and 1.
Reset time	Max. 0.04 seconds.
Accuracy	Depending on the effect of voltage: max %0.2 Depending on the set value settings: max %4.5 Depending on the effect of temperature : max %1
EMC	EN 61326-1: 2012
Safety requirements	EN 61010-1: 2010 (pollution degree 2, overvoltage category II)
Insulation test voltage	3kV AC min. 1 minute, 4,2kV DC min. 1 minute.
OUTPUTS	
Control outputs	Relay: 250V AC, 10A (for resistive load), NO+NC
Life expectancy for relays	Without load 10.000.000 operation; 250V AC, 10A resistive load 50.000 operation.
Control output state	OUT LED lights up for length of t_{ON} and blinks for length t_{OFF} .
CONTROL	
Timing function	t_{ON} : ON time duration for relay. t_{OFF} : OFF time duration for relay. Can be adjusted on device.
Timing unit	ON and OFF time durations can be selected as, second, 10 seconds, minute, 10 minutes, hours and 10 hours on device.
HOUSING	
Mounting	Rail mounted (EN 60715, Th35)
Dimensions	W18xH90xD66mm
Weight	Approx. 90g (after packaging)
Enclosure material	Self extinguishing plastics.

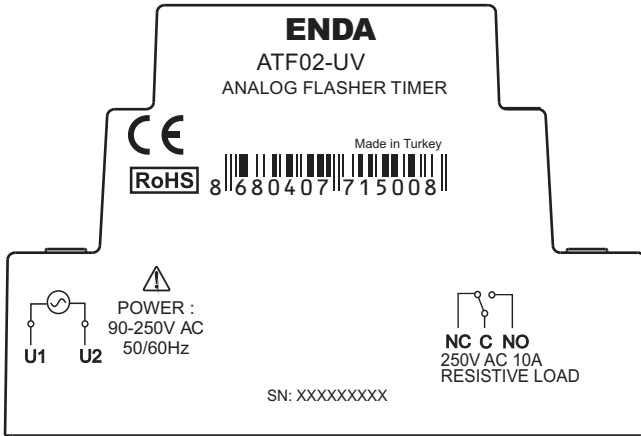
While cleaning the device, solvents (thinner, benzine, acid etc.) or corrosive materials must not be used.

OUTPUT CONTROL

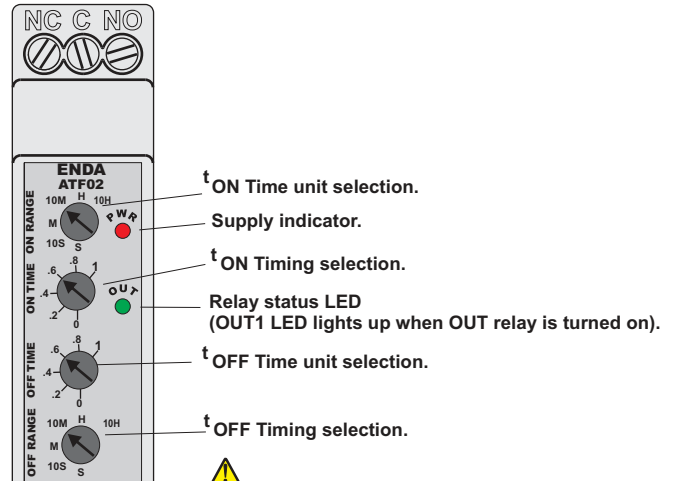
ATF02 - xV



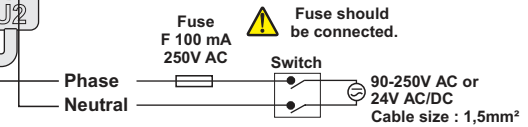
CONNECTION DIAGRAM



ENDA ATF02 Series timers are rail mounted devices. Make sure that the device is used only for intended purpose. The shielding must be grounded on the instrument side. During an installation, all of the cables that are connected to the device must be free of energy. The device must be protected against inadmissible humidity, vibrations, severe soiling and make sure that the operation temperature is not exceeded. All input and output lines that are not connected to the supply network must be laid out as shielded and twisted cables. These cables should not be close to the power cables or components. The installation and electrical connections must be carried on by a qualified staff and must be according to the relevant locally applicable regulations.

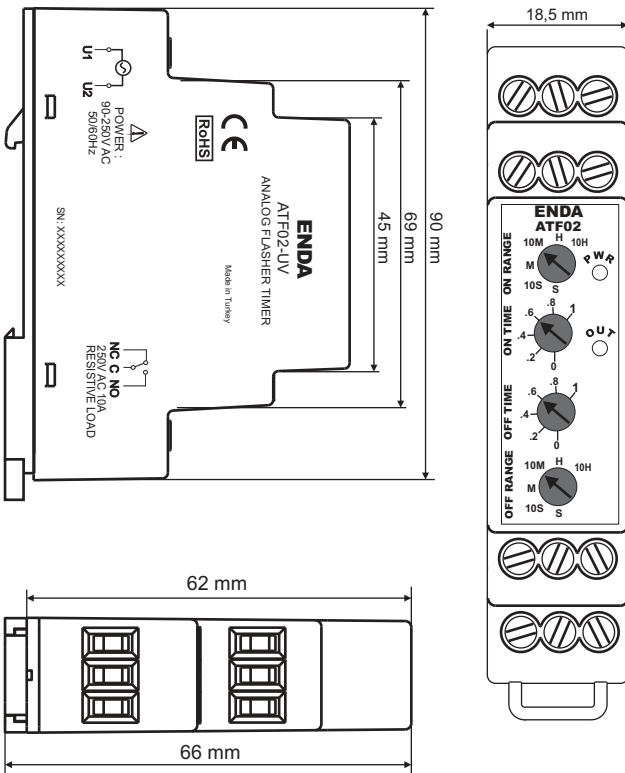


- 1) Mains supply cords shall meet the requirements of IEC 60227 or IEC 60245.
- 2) In accordance with the safety regulations, the power supply switch shall bring the identification of the relevant instrument and it should be easily accessible by the operator.

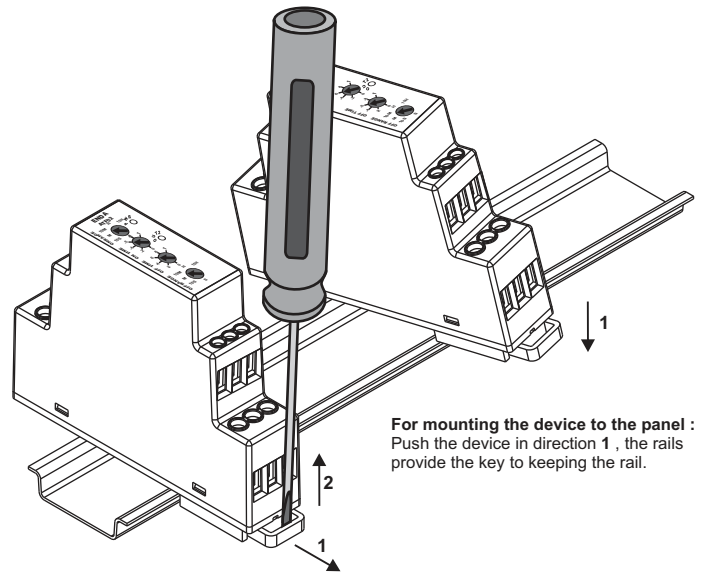


Holding screw
0.4-0.5Nm.

DIMENSIONS



MONTAGE



For mounting the device to the panel :
Push the device in direction 1 , the rails provide the key to keeping the rail.

For removing the device from rail ;
Push the rail lock in direction 1 with a screwdriver and pull the device in direction 2 .