



Please read this document carefully before using this product. The guarantee will be invalidated if the device is damaged by not following instructions detailed in the manual. The company shall not be responsible for any damage or losses however caused, which may be experienced as a result of the installation or use of this product.

ET5411 TEMPERATURE CONTROLLER

Thank you for choosing ET5411 temperature controller.



- * 54x94mm sized.
- * On-Off control.
- * Relay output for cooling or heating control.
- * Single NTC probe input.
- * Offset value can be entered for NTC probe.
- * In the case of probe failure, output state can be selected as on, off or periodical running.
- * Upper and lower limits of the setpoint can be adjusted.
- * Temperature unit can be selected as °C or °F.
- * Communication feature over RS485 ModBus protocol (optional).
- * CE marked according to European Norms.

**RoHS
Compliant**

Order Code : ET5411 - - -

1-Supply Voltage

230.....230V AC

LV..... 10-30V DC /
8-24V AC

2-Modbus

RS...Modbus

(Specify at Order)



ENDA ET5411 is a rail mounted device. Make sure that the device is used only for intended purpose. The electrical connections must be carried out by a qualified staff and must be according to the relevant locally applicable regulations. During an installation, all of the cables that are connected to the device must be free of electrical power. The device must be protected against inadmissible humidity, vibrations, severe soiling and make sure that the operation temperature is not exceeded. The cables should not be close to the power cables or components.

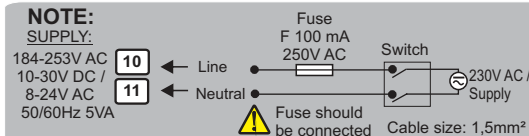
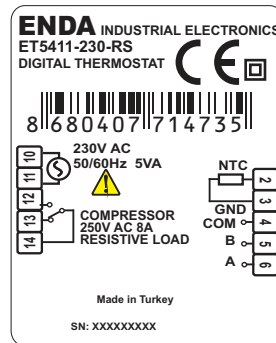
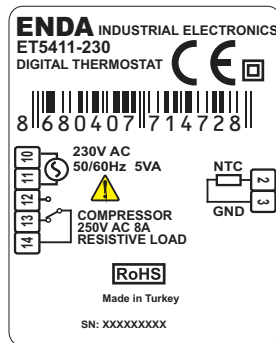
CONNECTION DIAGRAM



Equipment is protected throughout by DOUBLE INSULATION



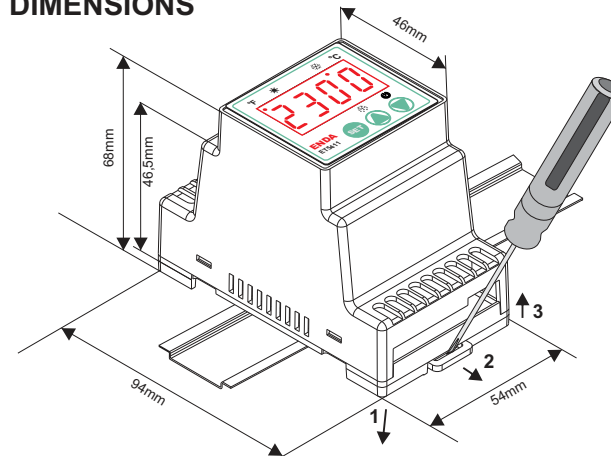
Holding screw
0.4-0.5Nm.



- Note:**
- 1) Mains supply cords shall meet the requirements of IEC 60227 or IEC 60245.
 - 2) In accordance with the safety regulations, the power supply switch shall bring the identification of the relevant instrument and it should be easily accessible by the operator.

ENVIRONMENTAL CONDITIONS	
Ambient/storage temperature	0 ... +50°C/-25 ... 70°C (without icing)
Relative humidity	Max. humidity 80% for temperatures up to 31°C decreasing linearly to 50% relative humidity at 40°C.
Protection class	According to En60529; Front panel : IP65 Rear panel : IP20
Height	Max. 2000m
Do not use the device in locations subject to corrosive and flammable gasses.	
ELECTRICAL CHARACTERISTICS	
Supply voltage	230V AC +%-10-%20 50/60Hz ; 10-30 VDC/8-24V AC SMPS
Power consumption	Max. 5VA
Connection	2.5mm ² screw-terminal connections
Scale	-60.0 ... +150.0°C (-76.0 ... +302.0°F)
Sensitivity	0.1°C (Can be chosen as 0.1°C or 1°C.)
Accuracy	±1°C
Time accuracy	±%1
Display	4 digits, 12.5mm, 7 segment LED
EMC	EN 61326-1: 2012
Safety requirements	EN 61010-1: 2010 (Pollution degree 2, overvoltage category II)
OUTPUTS	
Relay output	For ET5411 ; Relay: NO+NC 250V AC, 8A (for resistive load), 1/2hp 240V AC (for inductive load)
Life expectancy for relay	For ET5411 ; Without load 30.000.000 mechanical; 250V AC, 8A resistive load 100.000 electrical operation.
CONTROL	
Control type	Single set-point control
Control algorithm	On-Off control
Hysteresis	Adjustable between 1 ... 20.0°C.
HOUSING	
Housing type	Mounted to TH35 type rail that is in accordance with EN60715 standarts
Dimensions	W54xH94xD68mm
Weight	Approx. 190g (After packing)
Enclosure material	Self extinguishing plastics.
While cleaning the device, solvents (thinner, benzine, acid etc.) or corrosive materials must not be used.	

DIMENSIONS



For mounting the device to the panel;
Push the device in direction 1, the rails provide the key to keeping the rail.

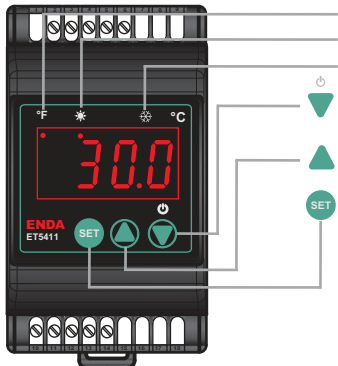
For removing the device from rail;
Push the rail lock in direction 2 with a screwdriver and pull the device in direction 3.



SİSEL MÜHENDİSLİK ELEKTRONİK SAN. VE TİC. A.Ş.
Şerifali Mah. Barbaros Cad. No:18 Y.Dudullu 34775
ÜMRANİYE/İSTANBUL-TÜRKİYE
Tel : +90 216 499 46 64 Pbx. Fax : +90 216 365 74 01
url : www.enda.com.tr



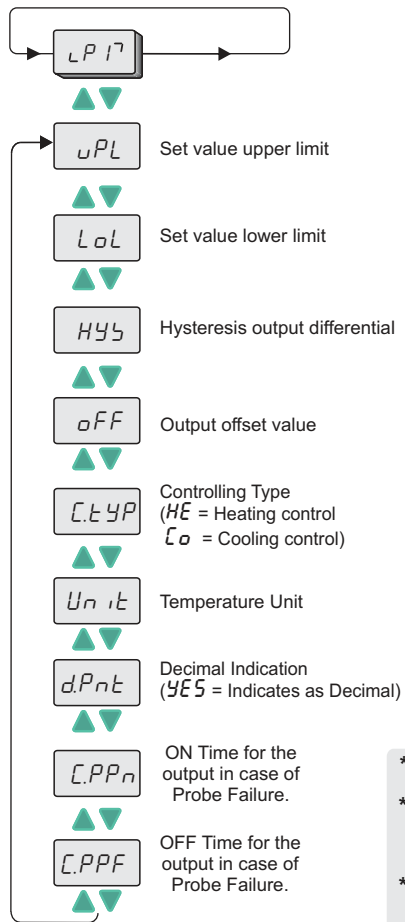
ET5411-EN-02-220103



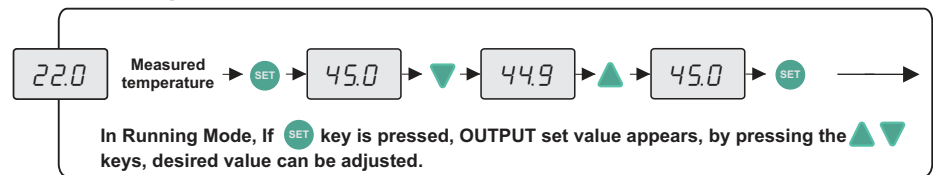
- °F **FAHRENHEIT LED** : In parameter value or the measured temperature value "°F" unit while this LED lights up.
- * **HEATING LED** : Heating is being checked; while the output is active, the LED lights.
- ☸ **COOLING LED** : If compressor output is active, this LED lights up.
- ▼ While in programming mode, provides the transition to the previous parameter. If parameter is being adjusted, it decreases parameter's value. Constantly holding this key, the parameter value rapidly decreases.
- ▲ While in programming mode, provides the transition to the next parameter. If parameter is being adjusted, it increases parameter's value. Constantly holding this key, the parameter value rapidly increases.
- SET While in the operating mode set value, while in the programming mode shows selected parameter's value.

If ▲▼ keys are held down for 3 seconds, Programming Mode is entered.
 If ▲▼ keys are pressed, Running Mode is entered.

Programming Mode

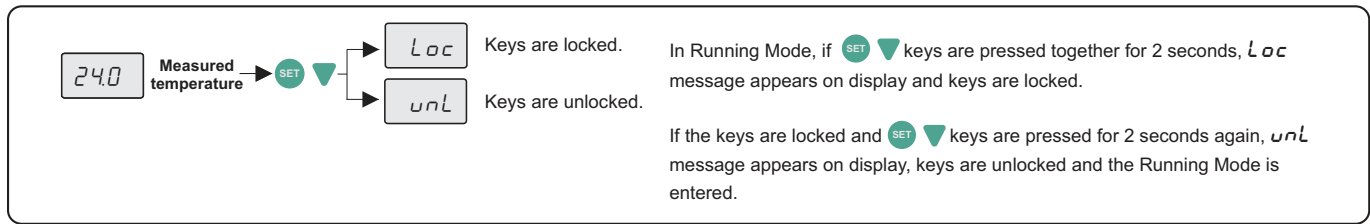


Running Mode

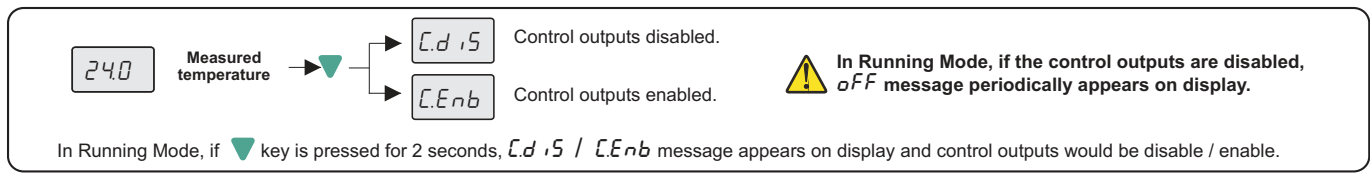


In Running Mode, If SET key is pressed, OUTPUT set value appears, by pressing the ▲▼ keys, desired value can be adjusted.

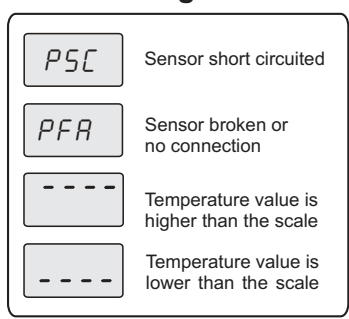
Locking - Unlocking Keys



Activating / Inactivating Control Outputs



Error Messages



PARAMETER TABLE

Menu Parameters		Min.	Max.	Unit	Start Value
LPI	Upper limit for set value	LoL	1500	°C	150
LoL	Lower limit for set value	-600	uPL	°C	-60
HYS	Hysteresis output differential	0.1	200	°C	2
oFF	Output offset value	-200	200	°C	0
CtYP	Control type (HEAt = Heating control, COoL = Cooling control).	HEAt	COoL		HEAt
Un it	Temperature Unit	°C	°F		°C
dPnt	Decimal point indication (YES = Indicates as Decimal. 22.3°C) (no = Indicates as Integer numeric (Non-Decimal) 22°C)	no	YES		no
C.PPn	ON Time for the output in case of Probe Failure.	0:00	99:00	min:sec	0:00
C.PPF	OFF Time for the output in case of Probe Failure.	0:00	99:00	min:sec	1:00
*AdrS	Device address	1	247		1
*bAUd	Baudrate	oFF	19200		9600

* Available for RS featured devices.

* **AdrS** Device address

* **bAUd** Baudrate

ENDA ET5411 DIGITAL THERMOSTAT MODBUS PROTOCOL ADDRESS MAP

1.1 HOLDING REGISTERS

Holding Register Addresses		Data Type	Data Content	Parameter Name	Read/Write Permission	Status Value
Decimal	Hex					
0000d	0x0000	word	Set value	--	Readable/Writeable	45
0001d	0x0001	word	Set point upper limit	<i>uPL</i>	Readable/Writeable	150
0003d	0x0003	word	Set point lower limit	<i>LoL</i>	Readable/Writeable	-50
0005d	0x0005	word	The offset value for the cooling	<i>oFF</i>	Readable/Writeable	0
0013d	0x000D	word	ON Time for the output in case of Probe Failure.	<i>CPPn</i>	Readable/Writeable	0:00(0 sec)
0014d	0x000E	word	OFF Time for the output in case of Probe Failure.	<i>PPF</i>	Readable/Writeable	1:00(60 sec)

1.2 INPUT REGISTERS

Input Register Addresses		Data Type	Data Content	Parameter Name	Read/Write Permission
Decimal	Hex				
0000d	0x0000	word	Measured temperature value (°C / °F)	--	



Temperature value is read as "Input Register" parameter and this value with decimal part defined as a signed integer. (That is "23.5 °C" temperature will be at "235" value).

1.3 DISCRETE INPUTS

Discrete Input Addresses		Data Type	Data Content	Parameter Name	Read/Write Permission
Decimal	Hex				
0000d	0x00	Bit	Control output state (0 = OFF ; 1 = ON)	--	Read only

1.4 COILS

Coil Addresses		Data Type	Data Content	Parameter Name	Read/Write Permission	Status Value
Decimal	Hex					
00d	0x00	Bit	Control type selection. OFF=Cooling control (<i>Co</i>) ON=Heating control (<i>HE</i>)	<i>CTYP</i>	Readable/Writeable	<i>Co</i>
01d	0x01	Bit	Temperature unit. OFF = °C , ON = °F	<i>Unit</i>	Readable/Writeable	<i>oC</i>
02d	0x02	Bit	Decimal point . OFF = <i>no</i> , ON = <i>YES</i>	<i>dPnt</i>	Readable/Writeable	<i>no</i>

MODBUS COMMUNICATION PARAMETERS

<i>AdRS</i>	Device address for RS485 network connection. Adjustable between 1-247.	<i>1</i>	<i>247</i>	<i>-</i>	<i>1</i>
<i>bAUD</i>	Baudrate (0=Off;1=1200;2=2400; 3=4800; 4=9600; 5=19200)	<i>oFF</i>	<i>19.20</i>	<i>-</i>	<i>9600</i>