



Read this document carefully before using this device. The guarantee will be expired by damaging of the device if you don't attend to the directions in the user manual. Also we don't accept any compensations for personal injury, material damage or capital disadvantages.

ENDA ERDA2 / ERAA2 Rail Mountable, With Integrated Heat Sink Double Solid State Relay

Thank you for choosing ENDA ERDA2 / ERAA2 Solid State Relays.

- * 2x25A or 2x40A AC load current.
- * 280 or 480V AC load voltage.
- * 8-30V AC/DC or 90-240V AC input voltage.
- * LED status indicators for input voltages.
- * Zero-cross switching.
- * Applicable for three phase loads.
- * Built-in varistor protection.
- * Rail mountable.
- * CE marked according to European Norms.



ORDER CODE

ER D A 2 - 2 25 Z - F

Product Basic Code
Ray tipi SSR ER

Input voltage
8-30V AC/DC D
90-240V AC A

Load voltage
AC A

Number of pole
Two-pole 2

Option
Fan F

Switching
Zero-crossing Z

Load current
25A AC 25
40A AC 40

Load voltage
24-280V AC 2
50-480V AC 4

ENVIRONMENTAL CONDITIONS

Ambient/storage temperature	-25... +60 °C / -30... +100 °C (In the environment icing and condensation should not be.)
Relative humidity	At +40 °C %50, temperature was reduced at +20 °C could be %90. (Condensation should not be.)
Pollution degree	2
Overvoltage category	II
Altitude	Max. 1000m
Protection	IP20 According to EN60529



Do not use the device in locations subject to corrosive and flammable gases.

OUTPUT

Order Code	ERxA2-225Z	ERxA2-240Z-F	ERxA2-425Z	ERxA2-440Z-F
Load current, AC51/25°C (Arms)	2x25	2x40	2x25	2x40
Load voltage (Vrms)	24 - 280		50 - 480	
Overload current t=1s/25°C (Arms)	85	150	70	110
Non rep.surge current/25°C (Arms)	250	400	190	290
On-state voltage drop (Vrms)	1,6		1,8	
Leakage current (mArms)	5		8	
I ² t for fusing t=10ms (A ² s)	340	880	265	610
Frequency (Hz)	50 - 60		50 - 60	
Min. operating current (mArms)	160		200	

INPUT

Order Code	ERDA2-xxxZ	ERAA2-xxxZ
Input voltage	2 x 8-30Vac/dc	2 x 90-240Vac
Pick-up voltage	> 6Vac/dc	> 75Vac
Drop-out voltage	< 2Vac/dc	< 6Vac
Input current	< 2x17mAac/2x10mAdc	< 2x8mAac
Turn-on time	Maximum 1/2 Period	Maximum 1 Period
Turn-off time	Maximum 1/2 Period	Maximum 2 Period
LED indicator	If the input voltage >6V ac/dc, LED lights up.	If the input voltage >75V ac, LED lights up.

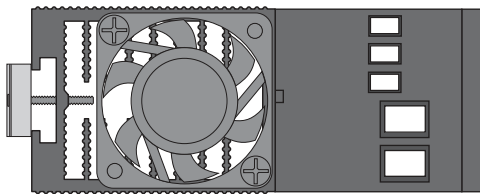
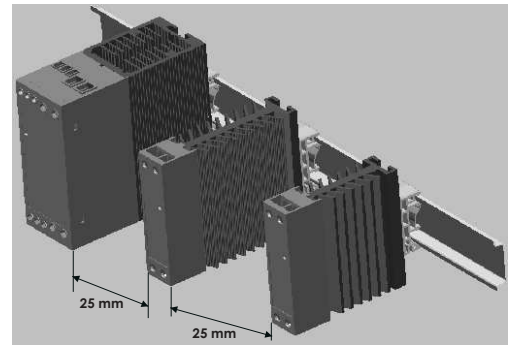
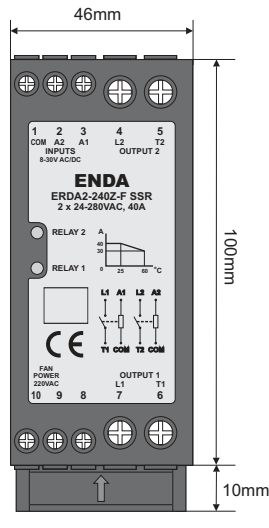
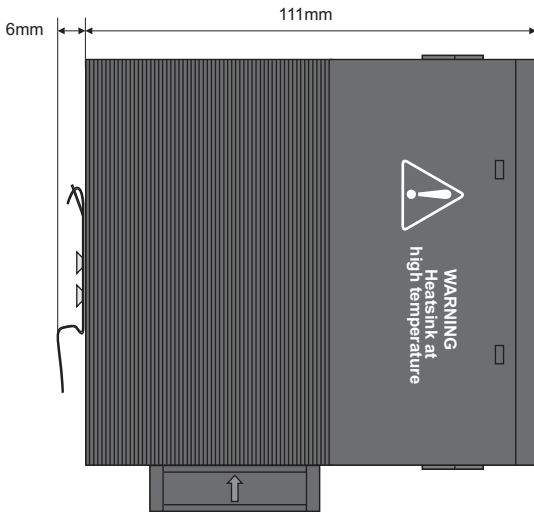
GENERAL

Order Code	ERxA2-x25Z	ERxA2-x40Z-F
Dimensions	G46xY100xD117mm	G46xY110xD117mm
Weight	Approx. 475 g (After packaging)	Approx. 500 g (After packaging)
Isolation Voltage	2500 Vrms 1 between I/O terminals for 1 min.	
Connection	For power line can be connected to 16mm ² (with cable terminal 25mm ²), for signal line can be connected to 4mm ² cable.	
Terminal screw torque	Maks. 1,2Nm	
Product standard	EN 60947-4-3	
Mounting	Rail mountable (EN60715, TH35 or G-32)	
Enclosure material	Self extinguishing plastics. (According to EN60695-11-10 V-O)	
Fan (option)	Thermostat-controlled, operates at 50°C.. Fan supply: 90-240Vac.	



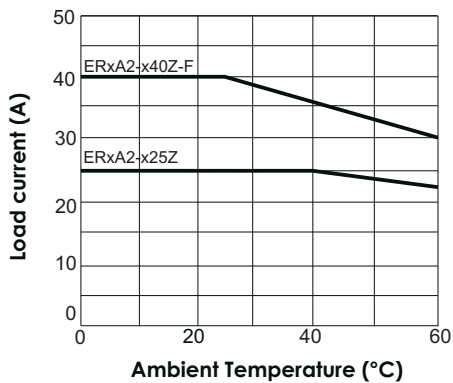
While cleaning the device, solvents (thinner, benzene, acid etc.) or corrosive materials must not be used.

DIMENSIONS

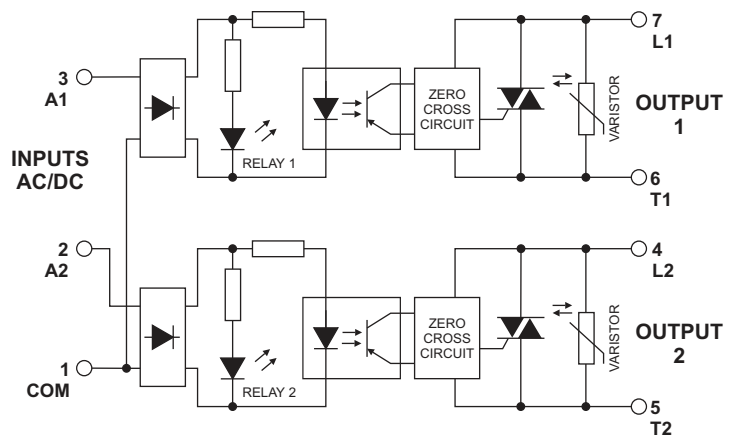


- For removing the relay from rail, lift the relay in direction 1.
- For mounting the relay to rail, push the relay in direction 2.

IT(RMS) A

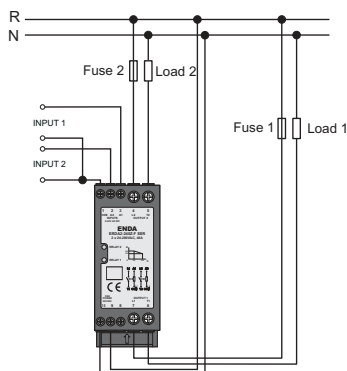


CONNECTION DIAGRAM



CONNECTION EXAMPLES

Single Phase Load Application



Three Phase Load Application With The Two SSRs

